

A PORTION OF SEC 15, TWP 21, RGE 26, W.M. GRANT COUNTY, WASHINGTON



4180 LIND AVE. S.W.  
 RENTON, WA 98055  
 PHONE: (425) 251-8811  
 FAX: (425) 251-8880  
 WEB SITE: PACENG.COM

Pacific Engineering Design, LLC  
 Civil Engineering and Planning Consultants

PRAIRIE RIDGE  
 CITY OF EPHRATA, WA

FOR: SMART HOMES  
 107 WASHINGTON  
 CUMMA, WA 98001  
 PHONE: (253) 883-7755, FAX: (253) 876-0530

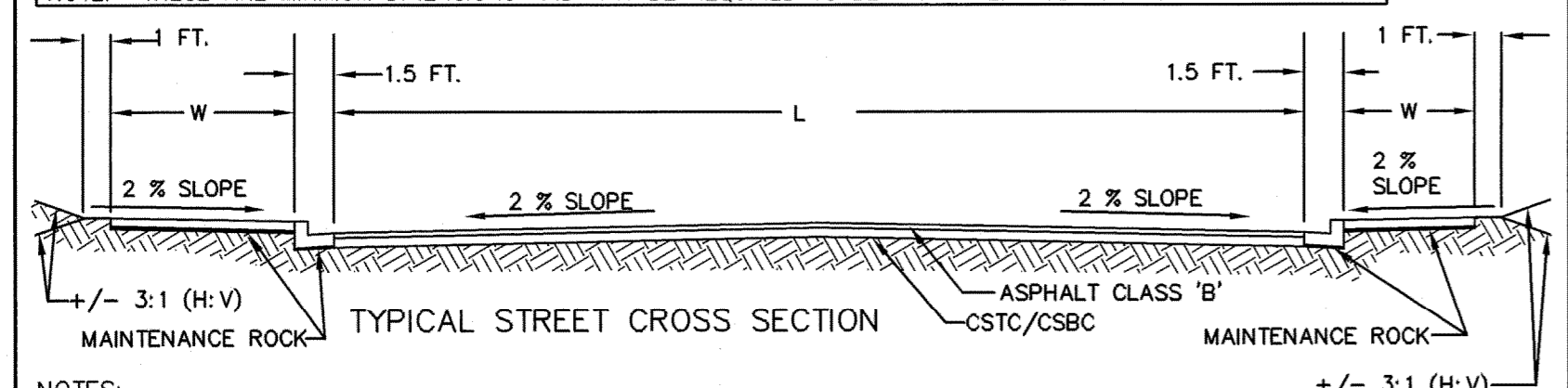
PROJECT NO.: 05055  
 DRAWN BY: TLR  
 ISSUE DATE: 08-24-05  
 SHEET REV.:

ROAD DETAILS AND CROSS-SECTIONS

05055TL05-ROAD.DWG  
**C09**

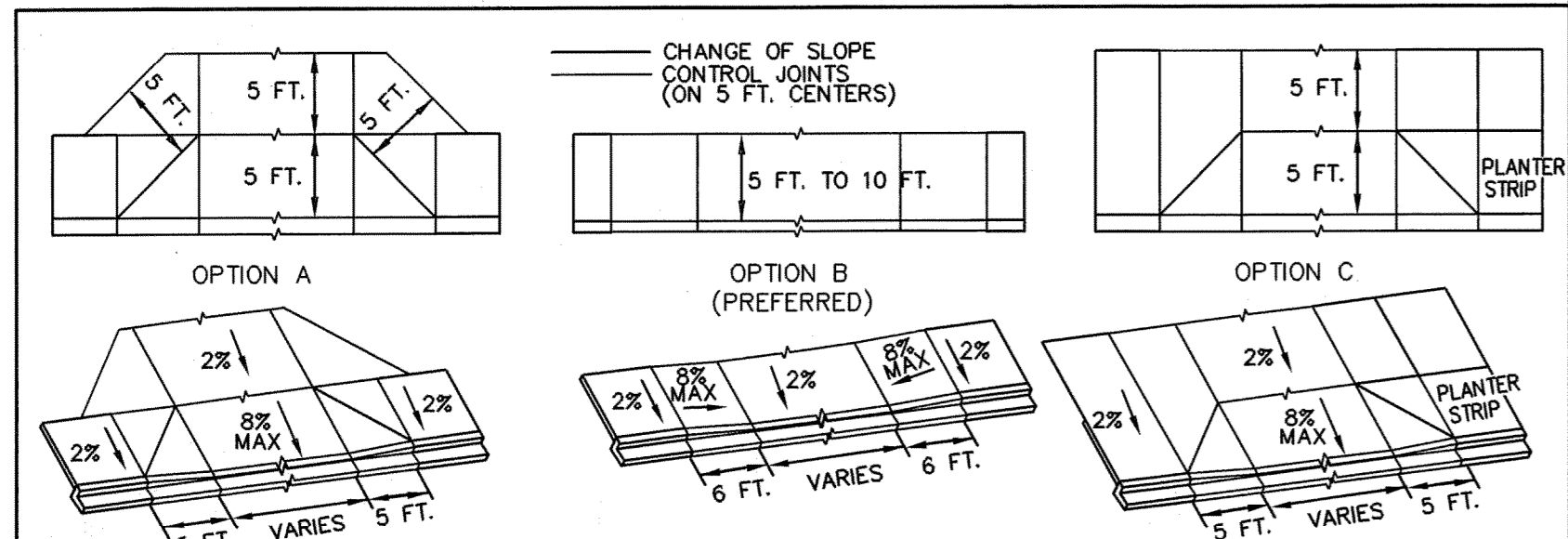
MINIMUM DIMENSIONS				
	PRIMARY STREETS	SECONDARY STREETS	TERTIARY COLLECTORS	RESIDENTIAL STREETS
ASPHALT DEPTH	4 INCHES	3 INCHES	2.5 INCHES	2.5 INCHES
ASPHALT WIDTH "L"	50 FEET	50 FEET	37 FEET	33 FEET
CSTC DEPTH	3 INCHES	3 INCHES	6 INCHES	6 INCHES
CSBC DEPTH	6 INCHES	6 INCHES	N/A	N/A
SIDEWALK WIDTH "W"	6 FEET	6 FEET	6 FEET	5 FEET
RADIUS TO BACK OF CURB AT INTERSECTION	30 FEET	30 FEET	20 FEET	20 FEET
RIGHT OF WAY	80 FEET	80 FEET	60 FEET	60 FEET
CURVATURE	500 FT. RADIUS	300 FT. RADIUS	200 FT. RADIUS	100 FT. RADIUS
MAXIMUM GRADE	6 %	8 %	10 %	10 %

CUL-DE-SAC: MIN. 60 FT. OF PAVEMENT FROM CURB TO CURB, 80 FT. RIGHT OF WAY, 6 % MAX. GRADE.  
 NOTE: THESE ARE MINIMUM DIMENSIONS AND MAY BE REQUIRED TO BE INCREASED DUE TO SPECIFIC CONDITIONS.



MINIMUM STREET STANDARDS				
EPHRATA PUBLIC WORKS DEPARTMENT CITY OF EPHRATA				
DATE	REVISION	BY	DATE	REVISION

**A-1**



DRIVEWAY SEPARATION					
	PRIMARY STREET	SECONDARY STREET	COMMERCIAL TERTIARY COLLECTOR	RESIDENTIAL TERTIARY COLLECTOR	RESIDENTIAL STREET
DISTANCE FROM STREET RIGHT-OF-WAY AT INTERSECTION	100 FT.	75 FT.	50 FT.	30 FT.	30 FT.
DISTANCE FROM INTERIOR LOT LINES	30 FT.	20 FT.	20 FT.	5 FT.	5 FT.
SEPARATION BETWEEN DRIVEWAYS ON ONE LOT	100 FT.	75 FT.	60 FT.	10 FT.	10 FT.

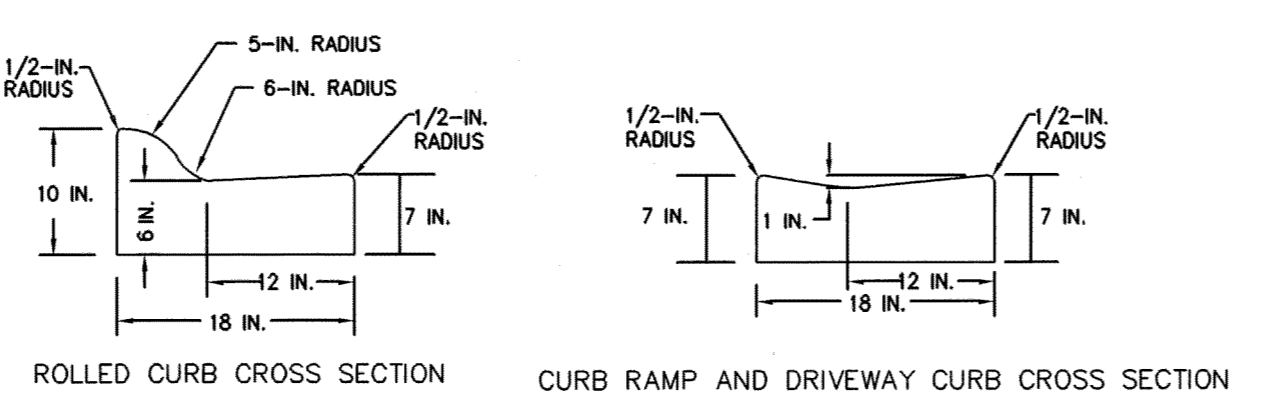
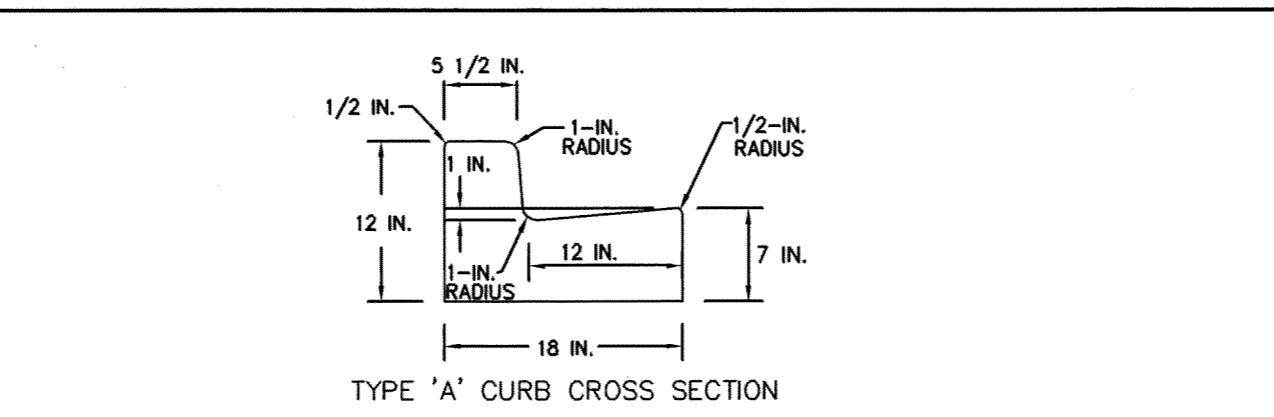
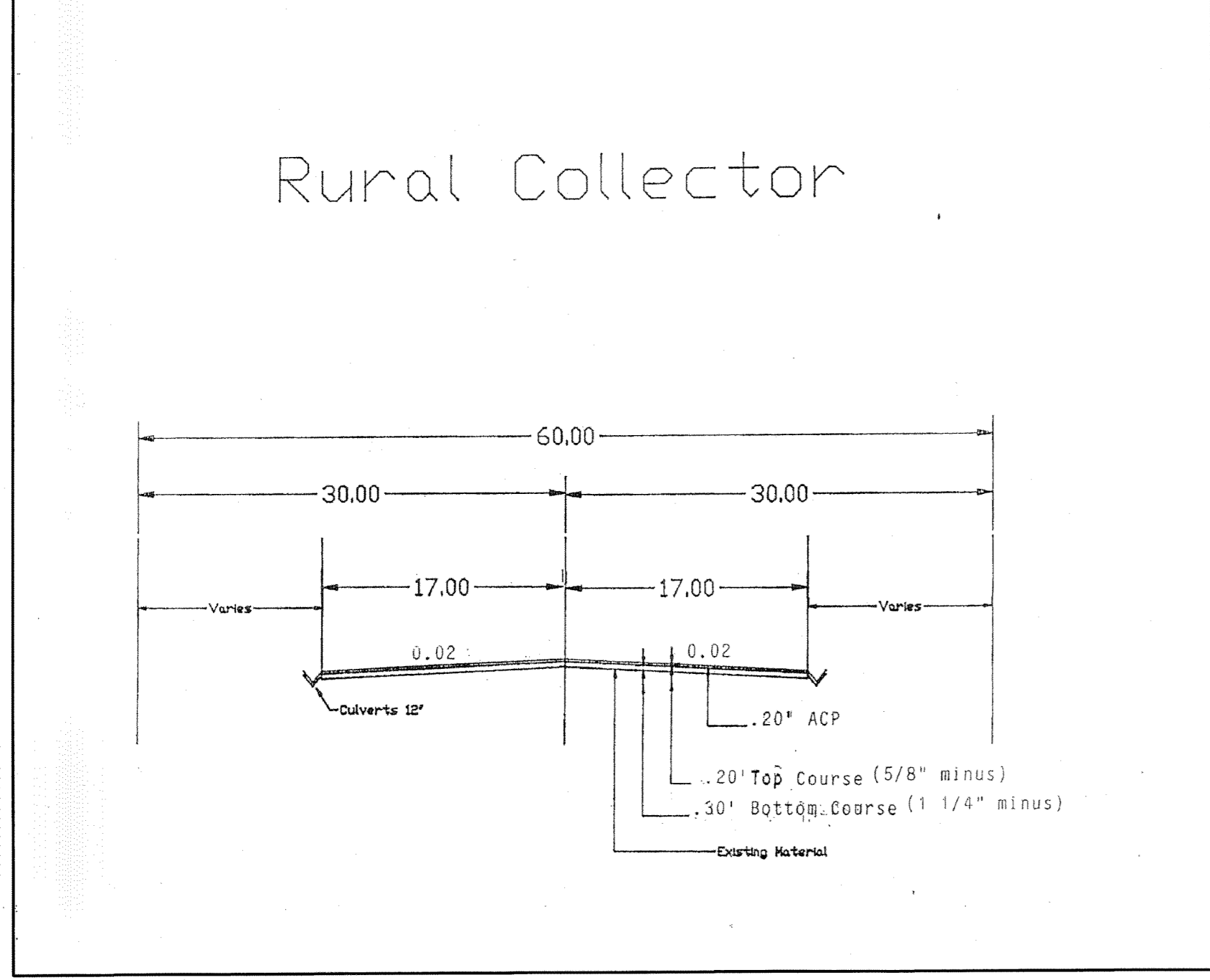
  

DRIVEWAY WIDTH	
RESIDENTIAL	10 FT. MIN. 30 FT. MAX.
OTHER	40 FT. MAX.

**CEMENT CONCRETE DRIVEWAY**

EPHRATA PUBLIC WORKS DEPARTMENT  
CITY OF EPHRATA

**A-3**



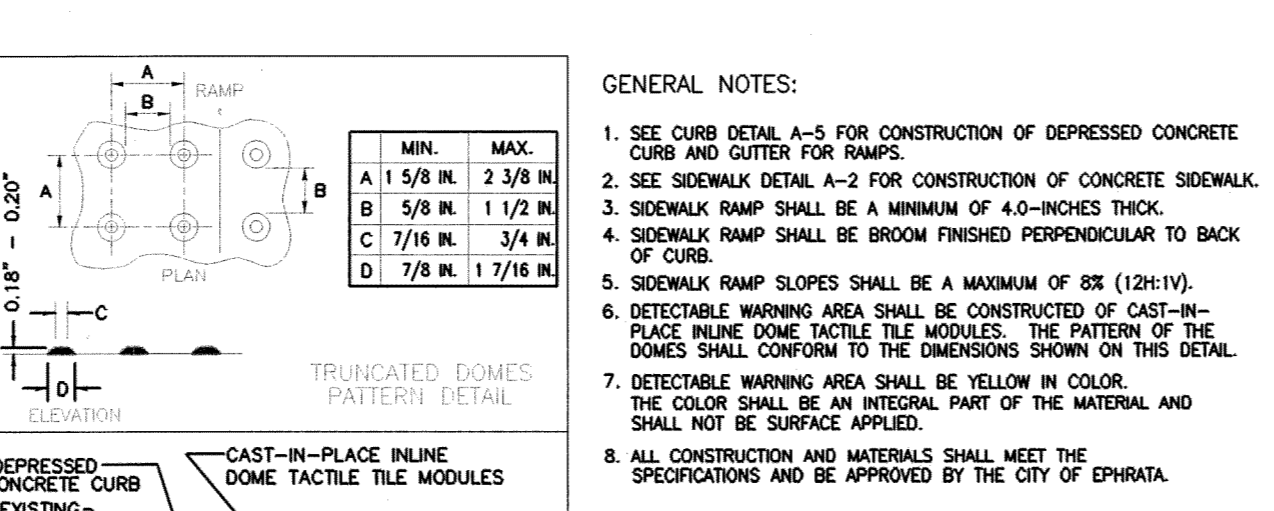
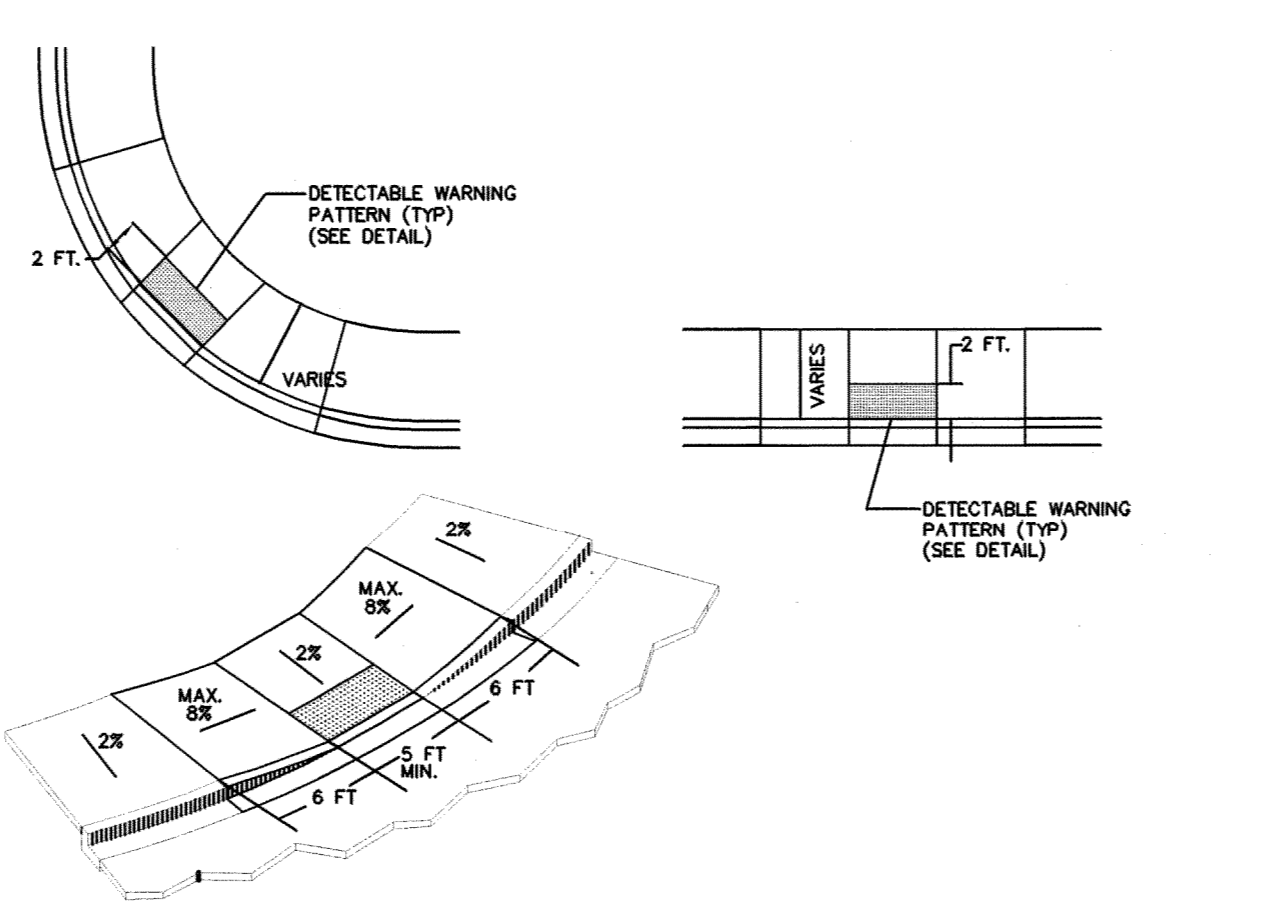
- NOTES:
- ALL CURB SHALL BE TRUE TO LINE AND GRADE.
  - FULL-DEPTH EXPANSION JOINTS SHALL BE PLACED AT ONE-HUNDRED-FOOT INTERVALS AND AT POINTS OF TANGENCY. MASTIC SHALL BE 3/8-INCH THICK MATERIAL.
  - CONTROL JOINTS SHALL BE PLACED AT 10-FOOT INTERVALS AND AT BOTH SIDES OF THE GRATE AT CATCH BASINS.
  - EXTRUDED (SLIP-FORM) CURB AND GUTTER SHALL CONFORM TO WSDOT STANDARD SPECIFICATIONS, SECT. 8-04.3(1).
  - THE CITY STANDARD IS TYPE 'A' CURB. ROLLED CURB MAY BE ALLOWED WHEN APPROVED BY THE PUBLIC WORKS DIRECTOR.
  - TWO INCHES OF MAINTENANCE ROCK OR CRUSHED SURFACING TOP COURSE IS REQUIRED UNDER ALL CONCRETE.
  - THE TOP, FACE, AND GUTTER SHALL BE BROOM FINISHED PARALLEL TO THE ROADWAY.
  - A MINIMUM OF FIVE FEET SHALL BE REPLACED WHEN REPLACING PORTIONS OF EXISTING CURB.
  - ALL CONSTRUCTION AND MATERIALS SHALL MEET THE SPECIFICATIONS AND BE APPROVED BY THE CITY OF EPHRATA.

DATE	REVISION	BY

**TYPICAL CEMENT CONCRETE CURB & GUTTER**

EPHRATA PUBLIC WORKS DEPARTMENT  
CITY OF EPHRATA

**A-5**

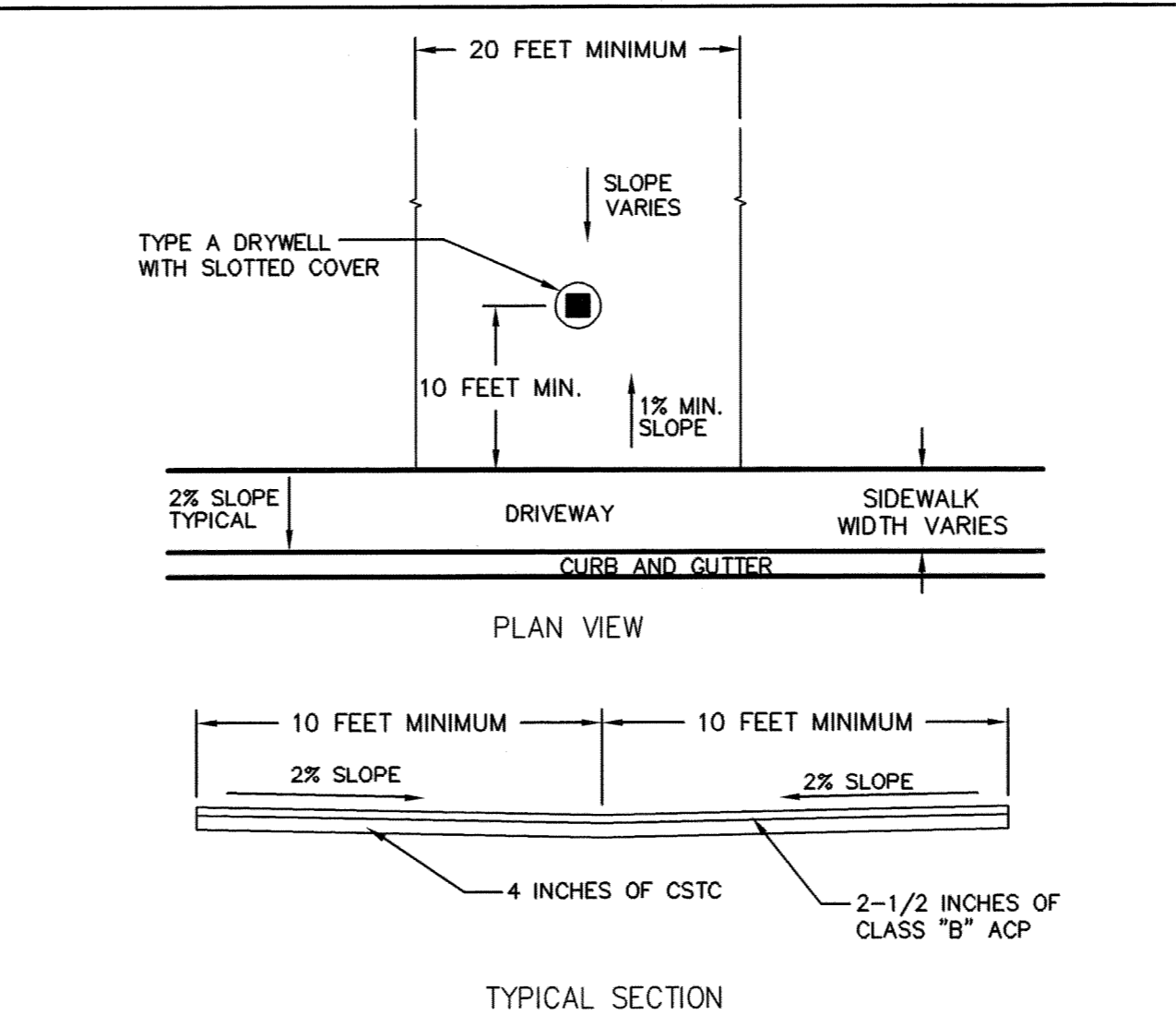


DATE	REVISION	BY

**CURB RAMP (PREFERRED)**

EPHRATA PUBLIC WORKS DEPARTMENT  
CITY OF EPHRATA

**A-4**

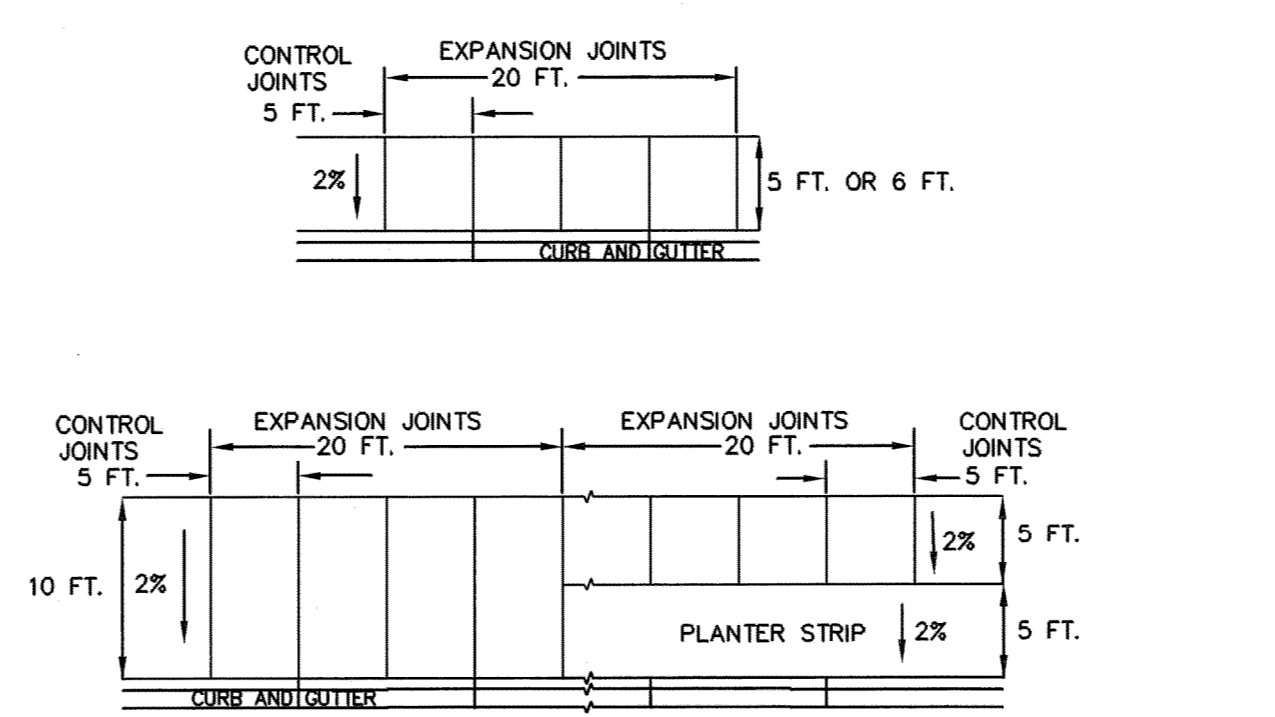


DATE	REVISION	BY

**TYPICAL ALLEY**

EPHRATA PUBLIC WORKS DEPARTMENT  
CITY OF EPHRATA

**A-6**



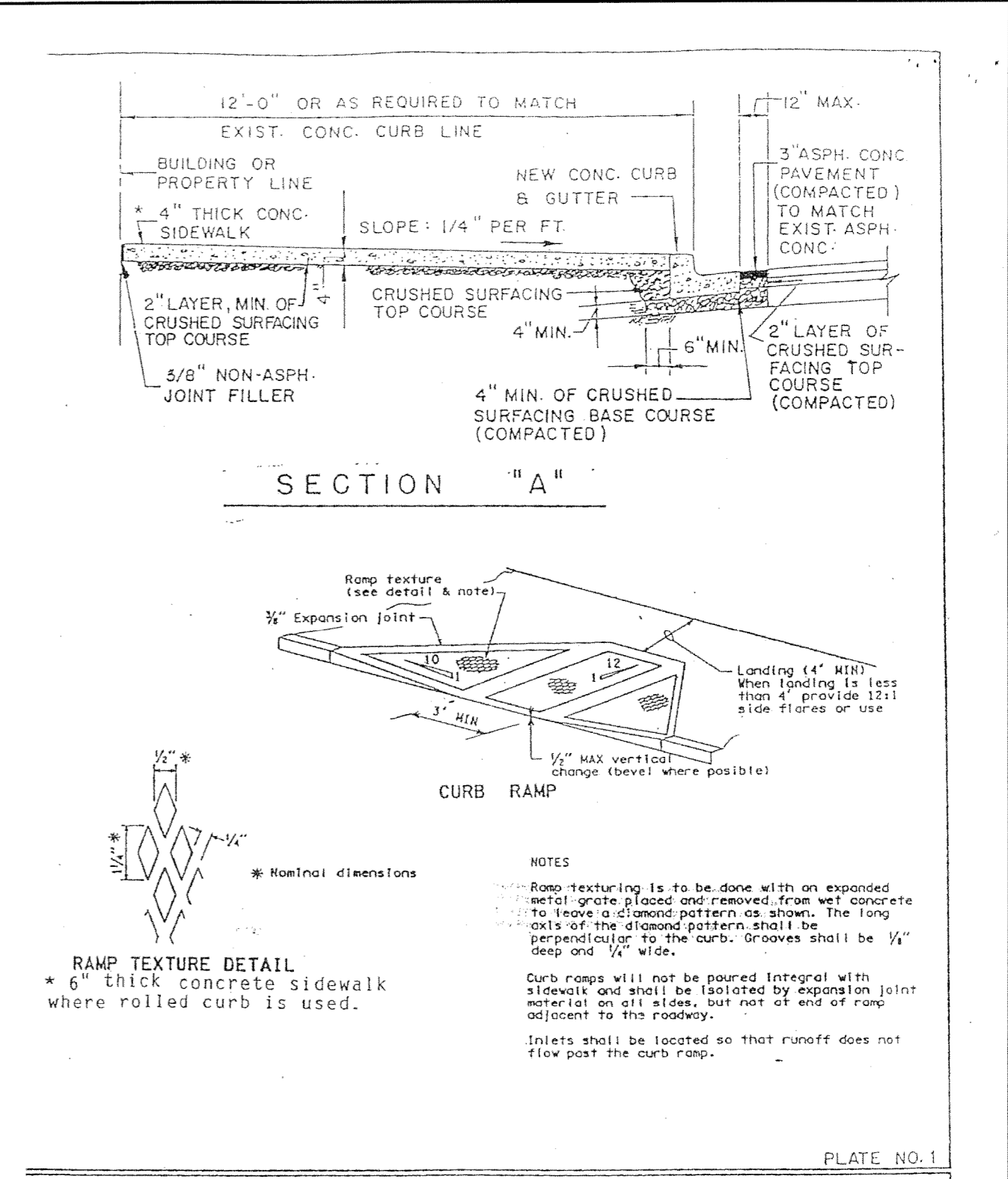
- NOTES:
- CONTROL JOINTS SHALL BE PLACED PERPENDICULAR TO THE CURB AT FIVE FOOT INTERVALS.
  - FULL DEPTH EXPANSION JOINTS SHALL BE PLACED PERPENDICULAR TO THE CURB AT 20-FOOT INTERVALS.
  - MASTIC SHALL BE 3/8-INCH THICK MATERIAL AND BE PLACED FULL DEPTH.
  - SIDEWALK AND DRIVEWAYS SHALL BE BROOM FINISHED PERPENDICULAR TO THE CURB.
  - MAINTAIN A MINIMUM OF FIVE FEET OF CLEARANCE FOR SIGN, MAILBOX, UTILITY POLE OR ANY OTHER STRUCTURES WITHIN THE SIDEWALK.
  - TWO INCHES OF MAINTENANCE ROCK OR CRUSHED SURFACING TOP COURSE IS REQUIRED UNDER ALL CONCRETE.
  - MINIMUM SIDEWALK THICKNESS:  
 4 INCHES WHEN BEHIND TYPE 'A' CURB AND TYPE 'E' CURB  
 6 INCHES WHEN BEHIND ROLLED CURB  
 6 INCHES IN ALL DRIVEWAYS (TOP OF TAPER TO TOP OF TAPER)
  - ALL CONSTRUCTION AND MATERIALS SHALL MEET THE SPECIFICATIONS AND BE APPROVED BY THE CITY OF EPHRATA.

DATE	REVISION	BY

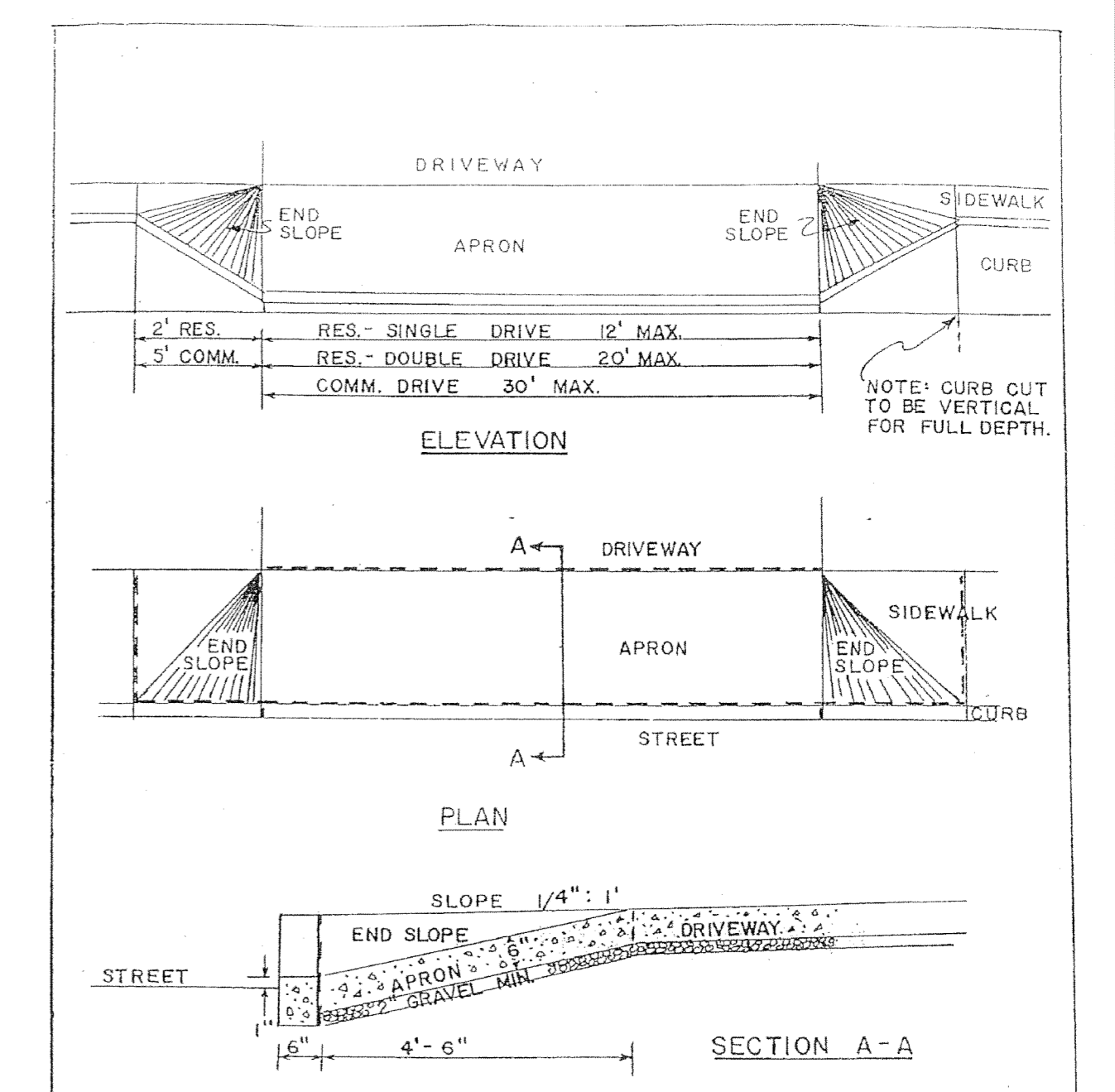
**TYPICAL CEMENT CONCRETE SIDEWALK**

EPHRATA PUBLIC WORKS DEPARTMENT  
CITY OF EPHRATA

**A-2**



STANDARD DETAIL ST-2  
 SIDEWALK & WHEELCHAIR RAMP



DATE	REVISION	BY

**CITY OF EPHRATA CONSTRUCTION STANDARDS**

ST-4 DRIVEWAYS - TYPE A  
 WALK NEXT TO CURB

NOTES:  
 1/4" X 6" EXPANSION MATERIAL TO BE PLACED ALONG JOINTS INDICATED BY THE DASHED LINE (---)  
 IF SIDEWALK AND/OR CURB EXISTING, (1) ENTIRE CURB AND WALK TO BE REMOVED FULL DEPTH AND REPLACED, AND (2) ALL CUTS TO BE MADE WITH CONCRETE SAW.

09/07/2005 09:32:14 05055TL05-ROAD -XES8- by Xerox Corporation 11.0.3