REVISIONS:

PORTION OF THE SW 1/4, SECTION 32, T. 21 N., R. 5 E., W.M.

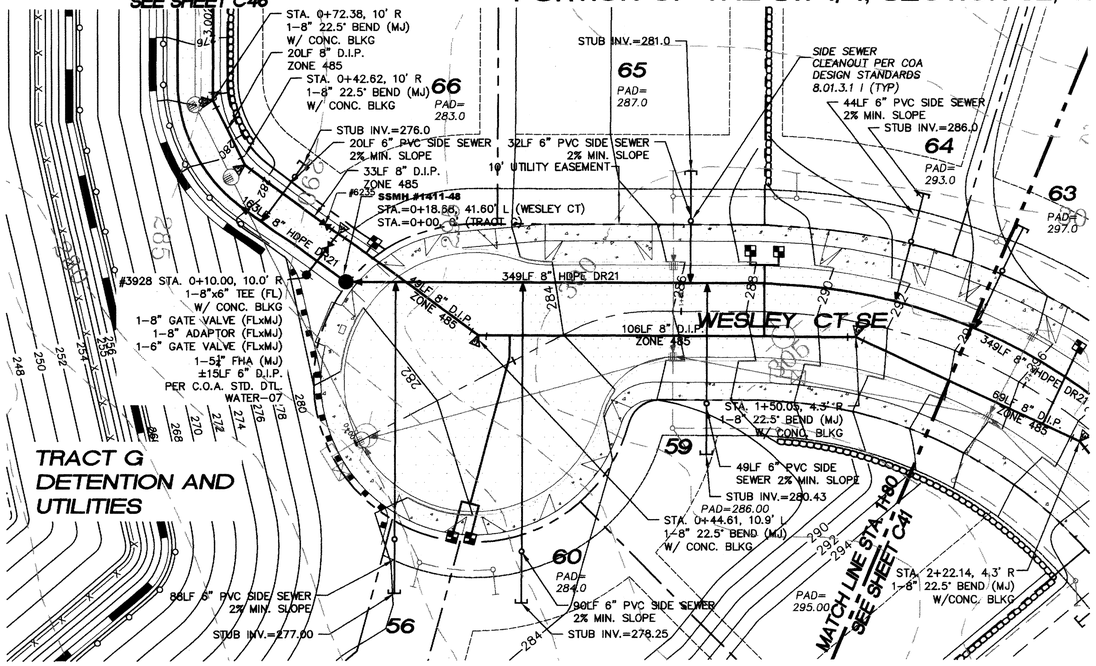

SCALE : HORIZONTAL 1" = 20'
VERTICAL 1" = 5'

NORTH
0 5 10 20
SCALE 1" = 20'

NOTES:

1. ALL PIPE SLOPES NOTED ARE FT/FT.
2. ALL SANITARY SEWER MANHOLES ARE STATIONED TO CENTER OF STRUCTURE
3. ALL PVC PIPE SHALL BE SDR-35 UNLESS OTHERWISE NOTED
4. SIDE SEWERS TO BE INSTALLED PER C.O.A. STD. DTL. SEWER-01 AND SEWER-02
5. SEWER STUBS TO BE MARKED USING A PAINTED 2"x4" MARKED "SEWER"
6. WATER SERVICE STUBS TO BE MARKED USING A PAINTED 2"x4" MARKED "WATER"
7. ALL SIDE SEWERS ARE STATIONED FROM THE NEAREST DOWNSTREAM MANHOLE
8. ALL WATER METERS SHALL BE ¾ INCH PER C.O.A. STANDARD DETAIL WATER-13, 1" MINIMUM SERVICE LINE BETWEEN MAIN AND ¾ INCH METER.
9. SANITARY SEWER MANHOLES SHALL BE EQUIPPED WITH A SOLID LOCKING LID WITH THE WORDS "CONFINED SPACE – PERMIT REQUIRED" CAST INTO LID.

KEYMAP

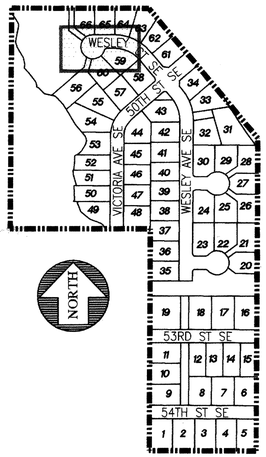

LEGEND

- SANITARY SEWER CLEANOUT
- SANITARY SEWER MANHOLE
- FIRE HYDRANT ASSEMBLY
- CAP, WATER MAIN W/TEMPORARY 2" BLOWOFF ASSEMBLY
- WATER METER
- ELBOW
- CB TYPE I
- CB TYPE I W/SOLID LOCKING LID
- CB TYPE II
- CB TYPE II W/SOLID LOCKING LID
- PROPOSED EASEMENT
- PROPOSED 6" ROOF DRAIN CONNECTION
- EXISTING PAVEMENT
- PROPOSED PAVEMENT
- PROPOSED SIDEWALK
- RETAINING WALL
- BUILDING ENVELOPE
- SIDE SEWERS
- STOP SIGN
- STREET NAME SIGN

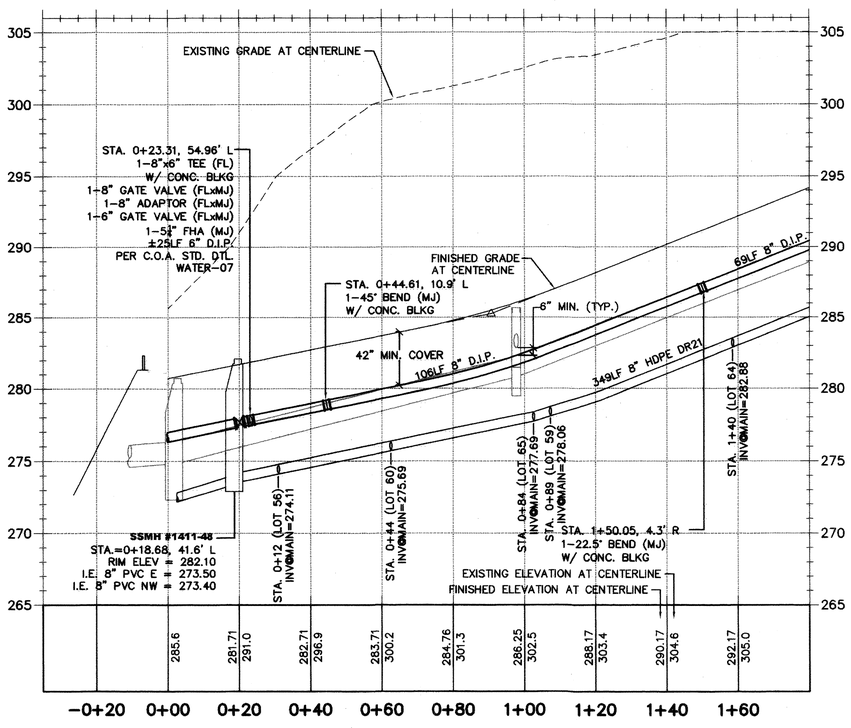

RECORD DRAWING CERTIFICATION
THESE DRAWINGS CONFORM TO THE CONTRACTOR'S CONSTRUCTION RECORDS.

BY:_____ DATE_____

TITLE/POSITION:_____

CONFIRMED BY CITY:_____ DATE_____

PROJECT REF: FAC07-0016
HS May 10, 2013
THESE PLANS ARE "APPROVED" FOR CONFORMANCE WITH THE CITY OF AUBURN'S ENGINEERING DIVISION REQUIREMENTS.

APPROVED BY: Dennis Sallee

DATE APPROVED: 5/15/13

GREGORY D. PIERCE
STATE OF WASHINGTON
13614
REGISTERED PROFESSIONAL ENGINEER
5/9/2013

Pacific Engineering Design, LLC
15445 53RD AVE S.
SEATTLE, WA 98188
PHONE: (206) 431-7970
FAX: (206) 388-1648
WEB SITE: PACENG.COM
Civil Engineering and Planning Consultants

LAKELAND HILLS ESTATES

CITY OF AUBURN

FOR:
DENOVA NORTH-WEST, LLC.
KEN DENOVA, PRESIDENT
17637 1ST AVENUE SOUTH, PMB#2
NORMANDY PARK, WA 98148
PHONE: (206) 439-3884
FAX: (206) 299-9519

PROJECT NO.: 12022
DRAWN BY: ENM
ISSUE DATE: 07-17-07
SHEET REV.: 3-20-2013

WATER AND SEWER PLAN AND PROFILE (WESLEY CT. STA. 0+00-11+80)

05056WA10-C29.DWG

C42

SHEET 42 OF 55