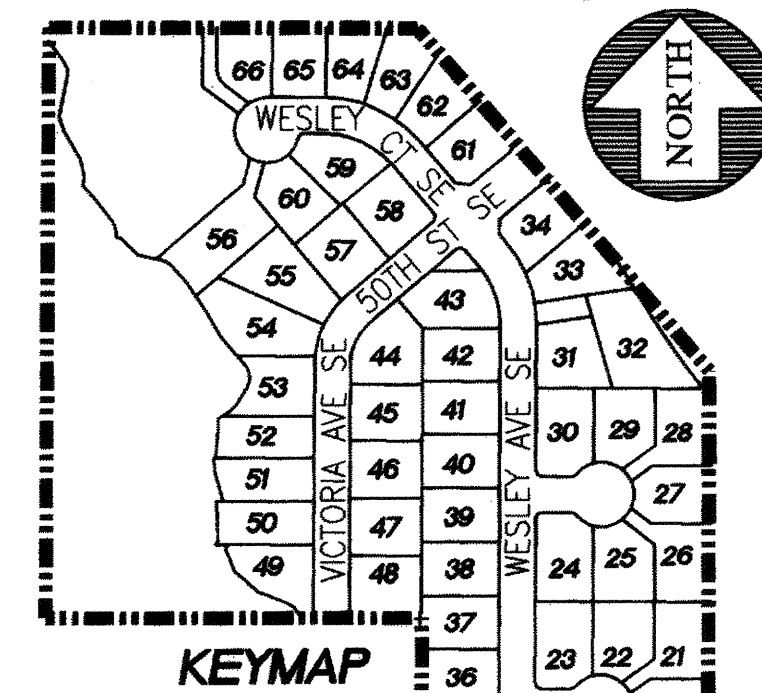
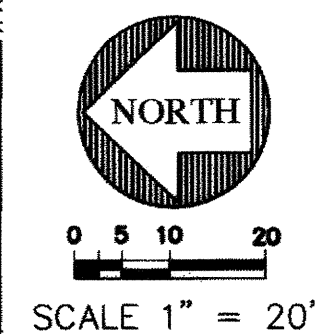
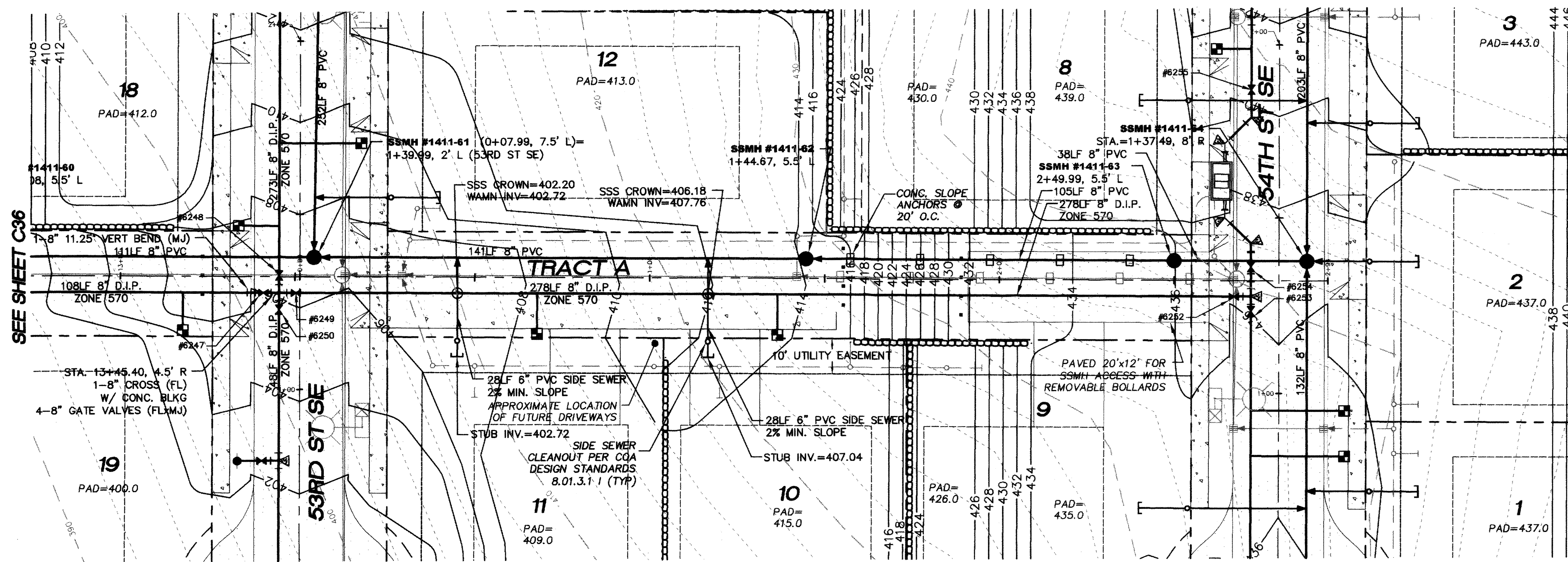


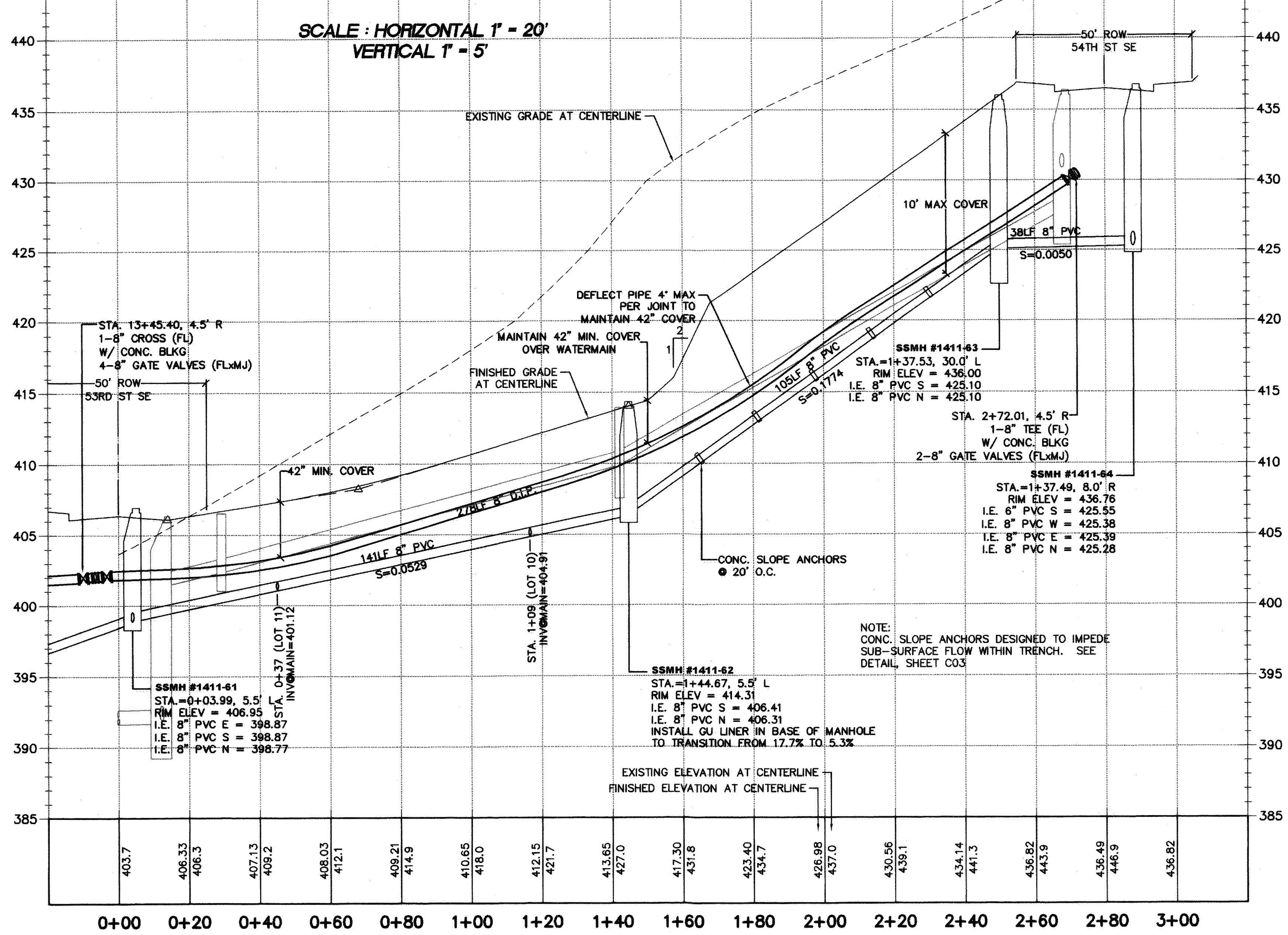
PORTION OF THE SW 1/4, SECTION 32, T. 21 N., R. 5 E., W.M.



NOTES:

1. ALL PIPE SLOPES NOTED ARE FT./FT.
2. ALL SANITARY SEWER MANHOLES ARE STATIONED TO CENTER OF STRUCTURE.
3. ALL PVC PIPE SHALL BE SDR-35 UNLESS OTHERWISE NOTED
4. SIDE SEWERS TO BE INSTALLED PER C.O.A. STD. DTL. SEWER-01 AND SEWER-02
5. SEWER STUBS TO BE MARKED USING A PAINTED 2"x4" MARKED "SEWER"
6. WATER SERVICE STUBS TO BE MARKED USING A PAINTED 2"x4" MARKED "WATER"
7. ALL SIDE SEWERS ARE STATIONED FROM THE NEAREST DOWNSTREAM MANHOLE
8. ALL WATER METERS SHALL BE 3/4 INCH PER C.O.A. STANDARD DETAIL WATER-13, 1" MINIMUM SERVICE LINE BETWEEN MAIN AND 3/4 METER.
9. SANITARY SEWER MANHOLES SHALL BE EQUIPPED WITH A SOLID LOCKING LID WITH THE WORDS "CONFINED SPACE - PERMIT REQUIRED" CAST INTO LID.

SCALE: HORIZONTAL 1" = 20'
VERTICAL 1" = 5'



LEGEND

- SANITARY SEWER CLEANOUT
- SANITARY SEWER MANHOLE
- FIRE HYDRANT ASSEMBLY
- CAP, WATER MAIN W/TEMPORARY 2" BLOWOFF ASSEMBLY
- WATER METER
- ELBOW
- CB TYPE I
- CB TYPE I W/SOLID LOCKING LID
- CB TYPE II
- CB TYPE II W/SOLID LOCKING LID
- PROPOSED EASEMENT
- PROPOSED 6" ROOF DRAIN CONNECTION
- EXISTING PAVEMENT
- PROPOSED PAVEMENT
- PROPOSED SIDEWALK
- RETAINING WALL
- BUILDING ENVELOPE
- SIDE SEWERS
- STOP SIGN
- STREET NAME SIGN


NOTE:
CONC. SLOPE ANCHORS DESIGNED TO IMPEDE SUB-SURFACE FLOW WITHIN TRENCH. SEE DETAIL, SHEET C03

RECORD DRAWING CERTIFICATION
THESE DRAWINGS CONFORM TO THE CONTRACTOR'S CONSTRUCTION RECORDS.

BY: _____ DATE _____
TITLE/POSITION: _____
CONFIRMED BY CITY: _____ DATE _____

PROJECT REF: FAC07-0016
H5 May 10, 2013
THESE PLANS ARE "APPROVED" FOR CONFORMANCE WITH THE CITY OF AUBURN'S ENGINEERING DIVISION REQUIREMENTS.

APPROVED BY: *Dennis Sillo*
DATE APPROVED: 5/15/13



15445 53RD AVE. S.
SEATTLE, WA 98188
PHONE: (206) 431-7970
FAX: (206) 388-1648
WEB SITE: PACENG.COM

Pacific Engineering Design, LLC
Civil Engineering and Planning Consultants

LAKELAND HILLS ESTATES
CITY OF AUBURN

FOR:
DENOVA NORTHWEST, LLC
C/O MILLENNIAL BUILDERS
17857 151ST AVE. SOUTH, PMB#2
PHONE: (206) 423-3684
FAX: (206) 289-9519

PROJECT NO.: 12022
DRAWN BY: ENM
ISSUE DATE: 07-17-07
SHEET REV.: 3-20-2013

WATER AND SEWER PLAN AND PROFILE (TRACT A)

05056WA03-C22.DWG
C35
SHEET 35 OF 55