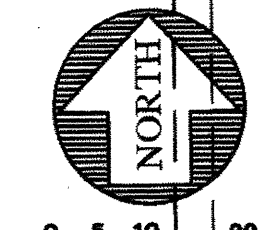
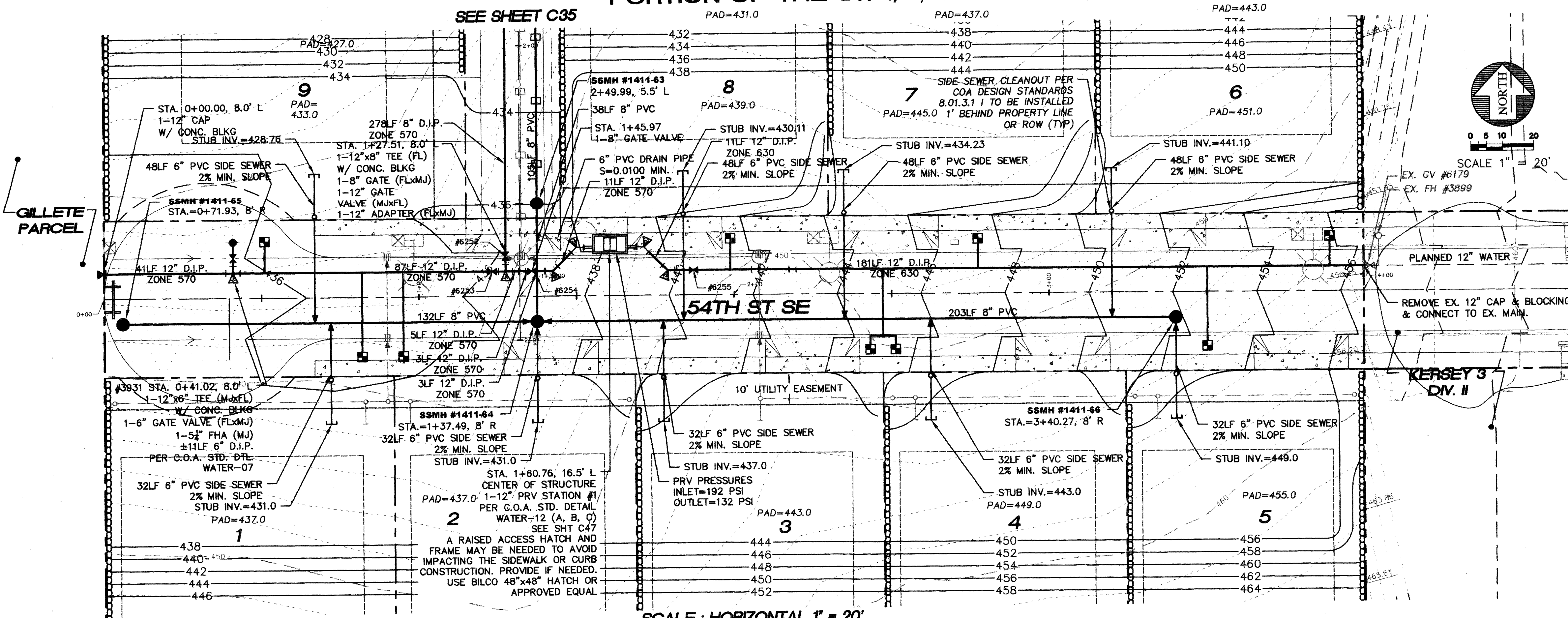
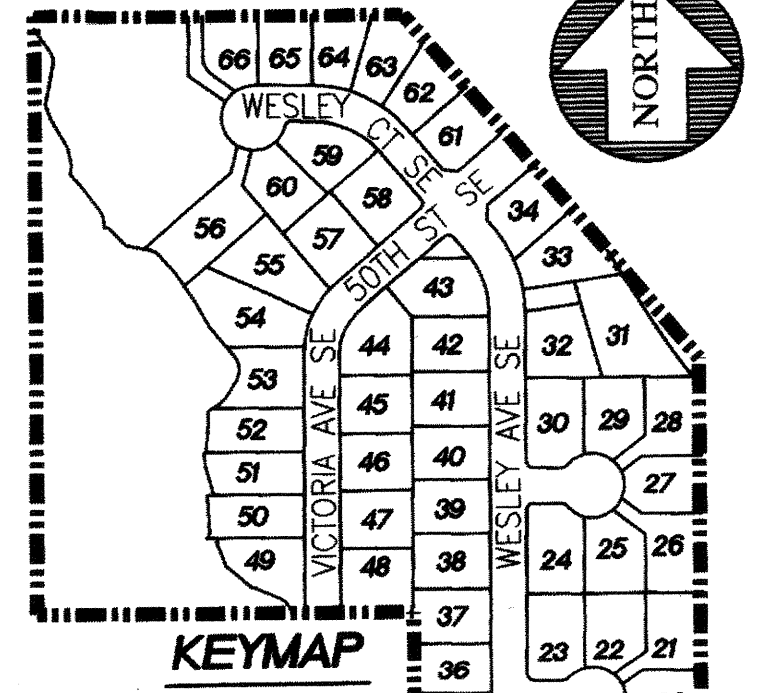


PORTION OF THE SW 1/4, SECTION 32, T. 21 N., R. 5 E., W.M.

SEE SHEET C35



SCALE 1" = 20'

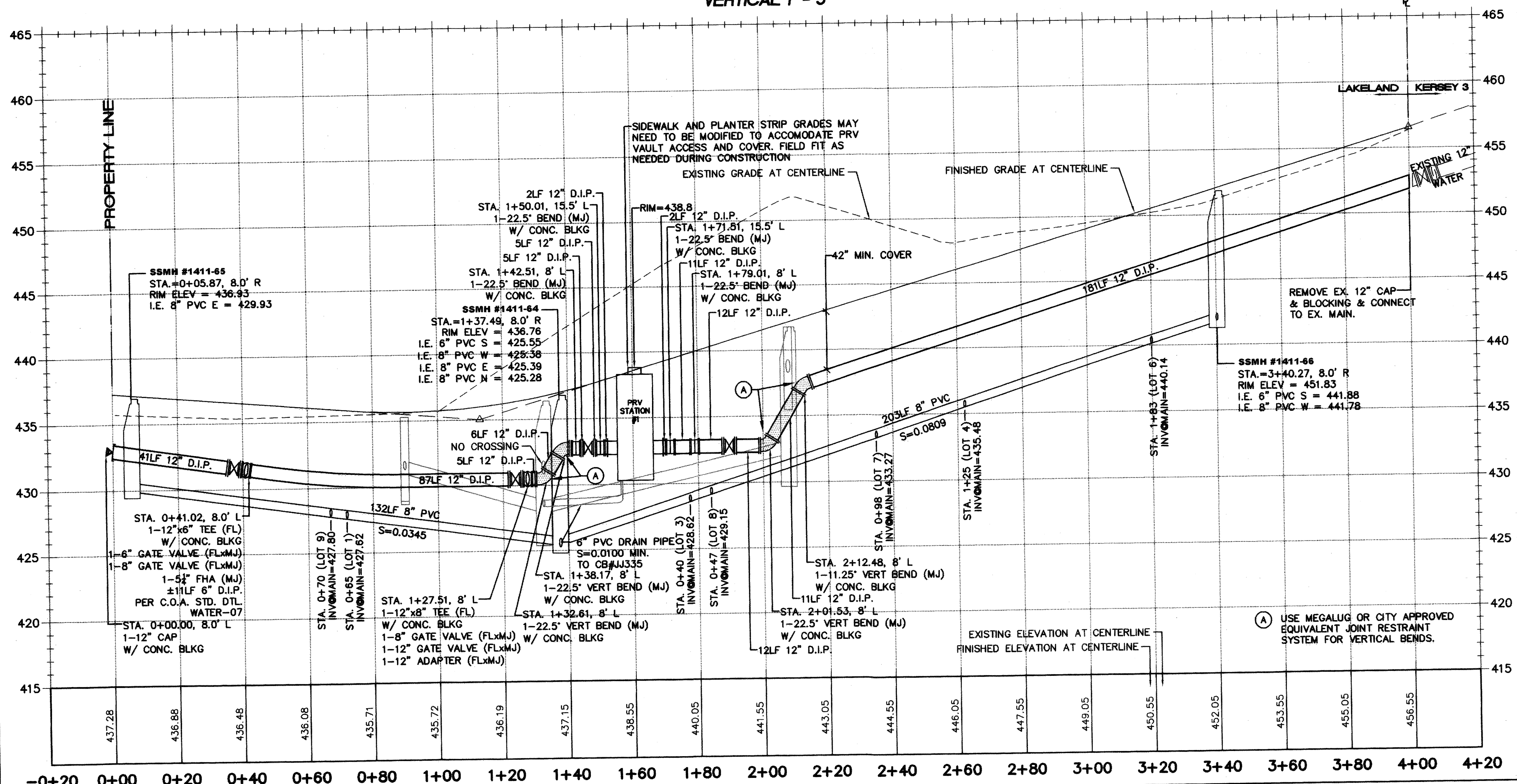


- NOTES:
- ALL PIPE SLOPES NOTED ARE FT./FT.
  - ALL SANITARY SEWER MANHOLES ARE STATIONED TO CENTER OF STRUCTURE
  - ALL PVC PIPE SHALL BE SDR-35 UNLESS OTHERWISE NOTED
  - SIDE SEWERS TO BE INSTALLED PER C.O.A. STD. DTL. SEWER-01 AND SEWER-02
  - SEWER STUBS TO BE MARKED USING A PAINTED 2"x4" MARKED "SEWER"
  - WATER SERVICE STUBS TO BE MARKED USING A PAINTED 2"x4" MARKED "WATER"
  - ALL SIDE SEWERS ARE STATIONED FROM THE NEAREST DOWNSTREAM MANHOLE
  - ALL WATER METERS SHALL BE 3/4 INCH PER C.O.A. STANDARD DETAIL WATER-13, 1" MINIMUM SERVICE LINE BETWEEN MAIN AND 3/4 INCH METER.
  - SANITARY SEWER MANHOLES SHALL BE EQUIPPED WITH A SOLID LOCKING LID WITH THE WORDS "CONFINED SPACE - PERMIT REQUIRED" CAST INTO LID.

SCALE: HORIZONTAL 1" = 20'  
VERTICAL 1" = 5'

LEGEND

- SANITARY SEWER CLEANOUT
- SANITARY SEWER MANHOLE
- FIRE HYDRANT ASSEMBLY
- CAP, WATER MAIN W/TEMPORARY 2" BLOWOFF ASSEMBLY
- WATER METER
- ELBOW
- CB TYPE I
- CB TYPE I W/SOLID LOCKING LID
- CB TYPE II
- CB TYPE II W/SOLID LOCKING LID
- PROPOSED EASEMENT
- PROPOSED 6" ROOF DRAIN CONNECTION
- EXISTING PAVEMENT
- PROPOSED PAVEMENT
- PROPOSED SIDEWALK
- RETAINING WALL
- BUILDING ENVELOPE
- SIDE SEWERS
- STOP SIGN
- STREET NAME SIGN




RECORD DRAWING CERTIFICATION  
THESE DRAWINGS CONFORM TO THE CONTRACTOR'S  
CONSTRUCTION RECORDS.

BY: \_\_\_\_\_ DATE: \_\_\_\_\_  
TITLE/POSITION: \_\_\_\_\_  
CONFIRMED BY CITY: \_\_\_\_\_ DATE: \_\_\_\_\_

PROJECT REF: FAC07-0016  
Hs May 10, 2013  
THESE PLANS ARE "APPROVED" FOR CONFORMANCE WITH  
THE CITY OF AUBURN'S ENGINEERING DIVISION  
REQUIREMENTS.

APPROVED BY: *Dennis Sells*  
DATE APPROVED: 5/15/13



15445 53RD AVE. S.  
SEATTLE, WA 98188  
PHONE: (206) 431-7970  
FAX: (206) 388-1648  
WEB SITE: PACENG.COM

Pacific  
Engineering  
Design, LLC  
Civil Engineering and  
Planning Consultants

LAKELAND HILLS ESTATES  
CITY OF AUBURN

FOR:  
DENOVA NORTHWEST, LLC  
17857 1ST AVENUE SOUTH, PMB#2  
NORMANDY PARK, WA 98148  
PHONE: (206) 296-9514  
FAX: (206) 296-9518

PROJECT NO.: 12022  
DRAWN BY: ENM  
ISSUE DATE: 07-17-07  
SHEET REV.: 3-20-2013

WATER AND  
SEWER PLAN  
AND PROFILE  
(54TH ST. SE)

05056WA01-C20.DWG  
**C33**  
SHEET 33 OF 55