REVISIONS:

PORTION OF THE S.E. 1/4, S.E. 1/4, SECTION 4, TOWNSHIP 23 NORTH, RANGE 5 EAST, W.M.

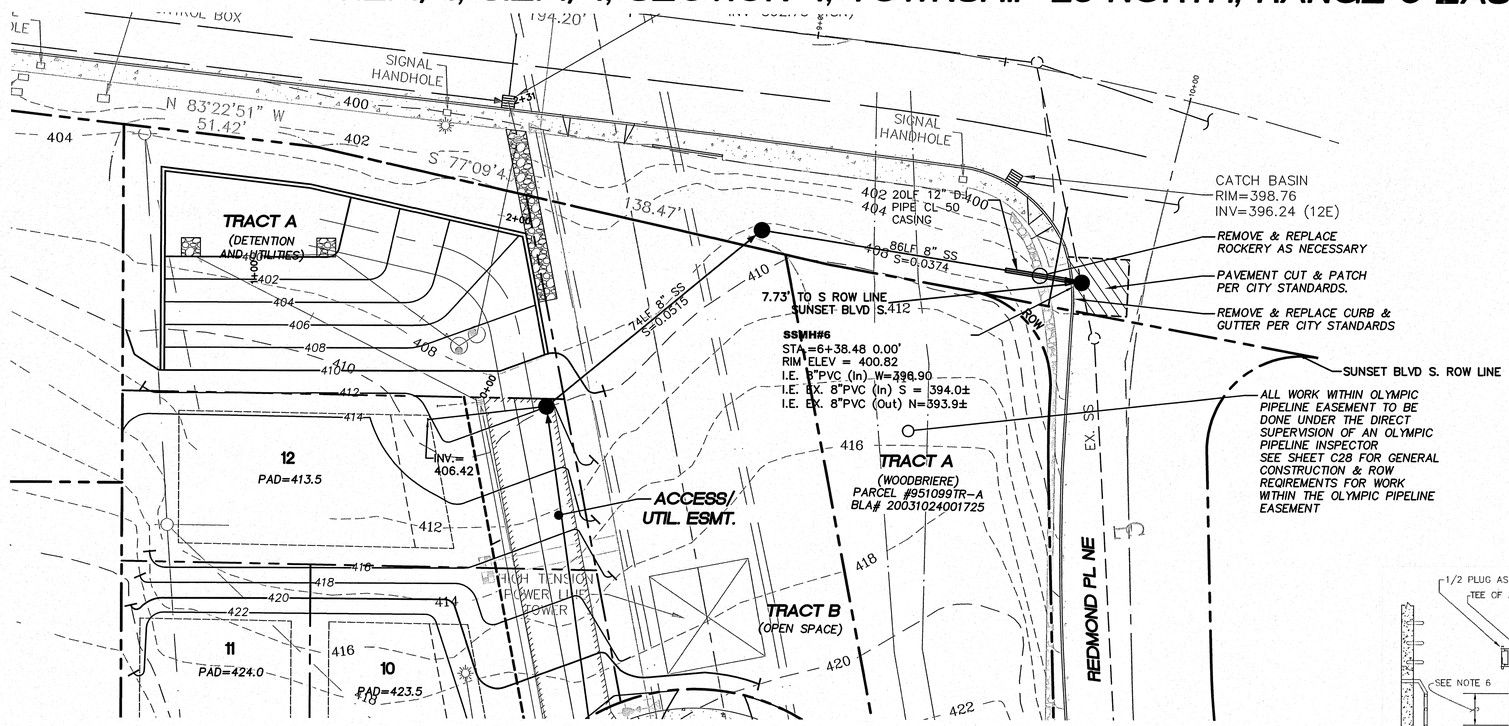

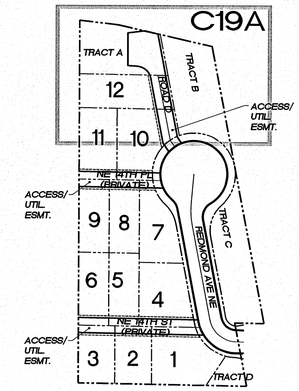

KEY MAP

SCALE : 1" = 100'

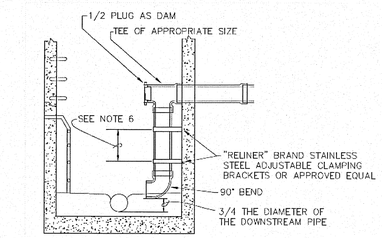

NOTES:

1. INSIDE DROPS ARE ONLY TO BE USED UPON APPROVAL BY THE WASTEWATER UTILITY SECTION.
2. ALL PIPES AND FITTINGS SHALL BE SIMILAR SIZE AND MATERIAL AS INCOMING MAINLINE.
3. MINIMUM SIZE MANHOLE FOR INSIDE DROP CONNECTION SHALL BE 60" DIAMETER
4. CONNECTIONS TO MANHOLE SHALL BE MADE USING GPK ADAPTOR, KOR-N-SEAL BOOTS OR APPROVED EQUAL.
5. WITHIN A 60" DIAMETER MANHOLE, THE MAXIMUM ALLOWABLE DIAMETER OF THE INSIDE DROP PIPING IS 12". INSIDE DROPS EXCEEDING 12" IN DIAMETER OR MULTIPLE DROPS SHALL BE DEEMEDED BY THE WASTEWATER UTILITY AND MAY REQUIRE A LARGER DIAMETER MANHOLE.
6. "RELINER" BRAND STAINLESS STEEL ADJUSTABLE CLAMPING BRACKETS OR APPROVED EQUAL SHALL BE INSTALLED WITHIN 6" OF BOTH BELL AND SPIGOT ENDS OF EACH DROP PIPE. IF DROP PIPE LENGTH EXCEEDS 5 FEET THEN CENTER STRAPS SHALL BE INSTALLED WITH A MAXIMUM SPACING OF 4 FEET ON CENTER. BRACKETS SHALL BE ATTACHED UTILIZING STAINLESS STEEL EXPANSION BOLTS. MIN. 2 EACH AT CONNECTION POINTS.

INSIDE DROP MANHOLE SSMH#6

NOT TO SCALE

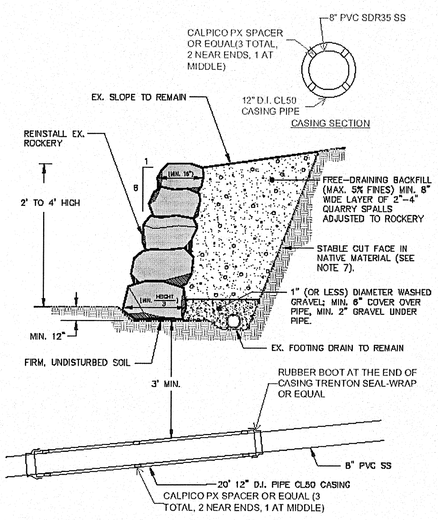

CASING UNDER ROCKERY

NOT TO SCALE

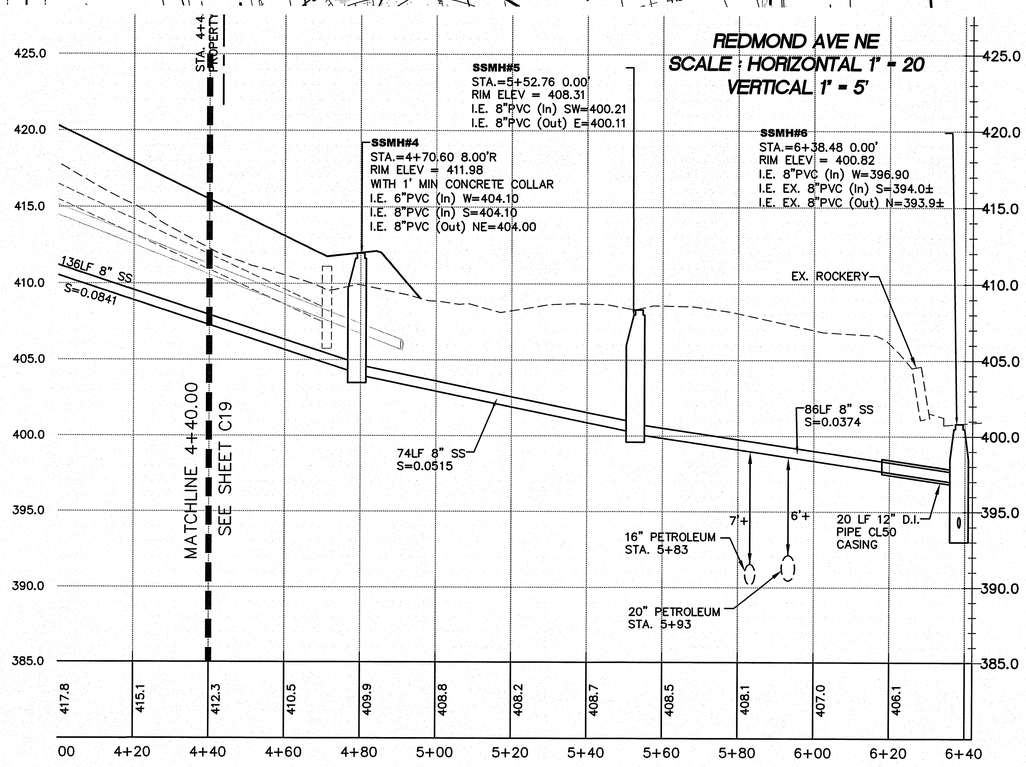

VERTICAL DATUM

VERTICAL DATUM: CITY OF RENTON (NAVD88)

BENCHMARK

SITE BENCH MARK:

A 1-1/2" FLAT BRASS DISC WITH A PUNCH MARK ON A 4" X 4" CONCRETE POST MONUMENT DOWN 0.6' IN A MONUMENT CASE AT THE CONSTRUCTED INTERSECTION OF NE 12TH STREET AND UNION AVENUE NE.
(CITY OF RENTON #159)
ELEV.= 415.95'

BASIS OF BEARING

BASIS OF BEARINGS IS PLAT OF HIGHPOINTE DIVISION II (A.K.A. GREENFIELD II), VOL. 216 PG.
30 SITE AREA = 98082.67 S.F. OR 2.25 ACRES+/-

CALL 48 HOURS BEFORE YOU DIG 1-800-424-5555

S-337204

CHECKED FOR COMPLIANCE TO CITY STANDARDS
Date
Date
Date

RECOMMENDED FOR APPROVAL
BY:
BY:

CO:
DATE:
FILEBOOK:
PAGE:
DRAWING NO.: C19A
SHEET 20 OF 29

STA:
REEDSHAW PLAT
REDMOND AVE NE SANTARY SEWER PLAN AND PROFILE

PAPER SPACE:
CITY OF RENTON

PLOT SCALE:
VERTICAL: NAVD 1988
HORIZONTAL: NAD1983
DATUM

PLOT DATE:
SCALE: 1"=20'
ONE INCH AT FULL SCALE IF NOT ONE INCH, SCALE ACCORDINGLY

SURVEYED:	
DESIGNED:	LEL
DRAWN:	VK
CHECKED:	GAD
APPROVED:	

NO.	REVISION	BY	DATE	APPR
2	PER CITY OF RENTON COMMENTS	JGC	08-20-07	LEL

XREFS:
FILENAME:

Pacific Engineering Design, LLC
Civil Engineering and Planning Consultants
15445 53RD AVE. S.
SEATTLE, WA 98188
PHONE: (206) 431-7970
FAX: (206) 388-1648
WEB SITE: PACENG.COM

RENTON, WA

REEDSHAW PLAT

FOR:
CALLIDUS DEVELOPMENT INC.
16838 SE 43RD STREET
ISSAQUAH, WA 98027
PHONE (425) 818-8829 FAX: (425) 818-8843

PROJECT NO.:	12007
DRAWN BY:	VK/SBR
ISSUE DATE:	12/05/06
SHEET REV.:	07/19/2012

REDMOND AVE NE SANTARY SEWER PLAN AND PROFILE

06085SW03-C19A.DWG

C19A

SHEET 20 OF 29