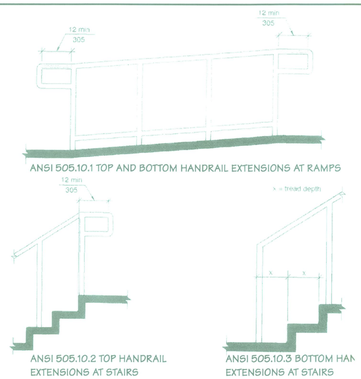

20 HANDRAILS EXTENSION-ANSI 505.10

SCALE: 1 1/2"= 1'-0"

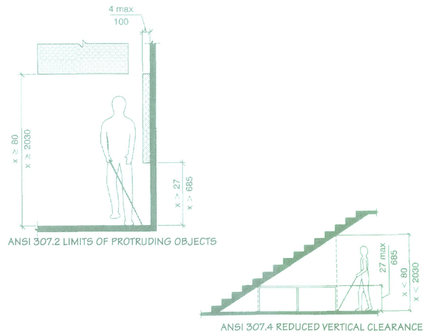

19 PROTRUSION-ANSI 307

SCALE: 1 1/2"= 1'-0"

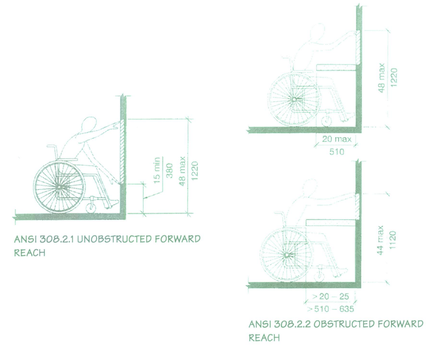

18 FORWARD REACH RANGES-ANSI 308.2

SCALE: 1 1/2"= 1'-0"

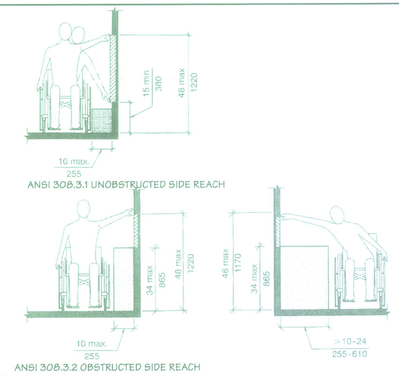

17 SIDE REACH RANGES-ANSI 308.3

SCALE: 1 1/2"= 1'-0"

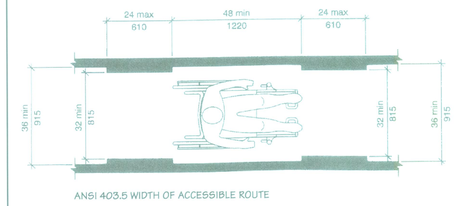

16 ACCESSIBLE ROUTE-ANSI 403.5

SCALE: 1 1/2"= 1'-0"

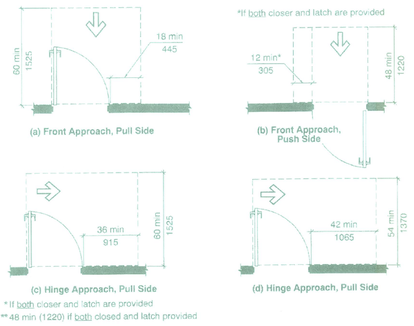

ANSI 404.2.3.1 MANEUVERING CLEARANCE AT MANUAL SWING DOORS

15 DOORWAY CLEARANCE-ANSI 404.2.3.1

SCALE: 1 1/2"= 1'-0"

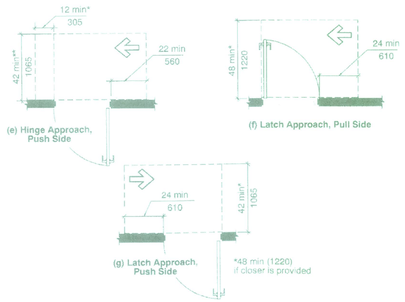

ANSI 404.2.3.1 MANEUVERING CLEARANCE AT MANUAL SWING DOORS

14 DOORWAY CLEARANCE-ANSI 404.2.3.1

SCALE: 1 1/2"= 1'-0"

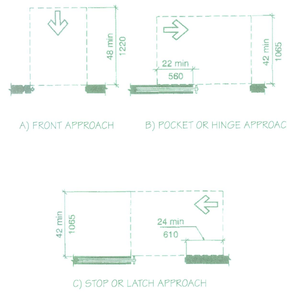

ANSI 404.2.3.3 - MANEUVERING CLEARANCE AT SLIDING AND FOLDING DOORS

13 SLIDING DOORS-ANSI 404.2.3

SCALE: 1 1/2"= 1'-0"

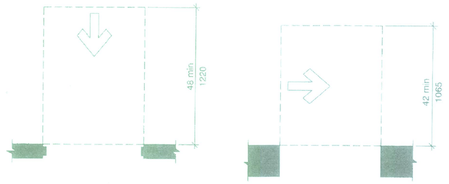

12 DOORWAYS W/O DOORS

SCALE: 1 1/2"= 1'-0"

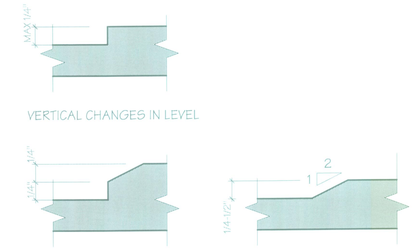

NOTE: CHANGES IN LEVEL IN FLOOR SURFACES SHALL COMPLY W/ ICC/ANSI 303 IN PUBLIC SPACES, IN TYPE-A UNITS AND ENTRY DOORS OF TYPE-B UNITS.

11 CHANGES IN LEVEL-ANSI 303

SCALE: 1' = 1'-0"

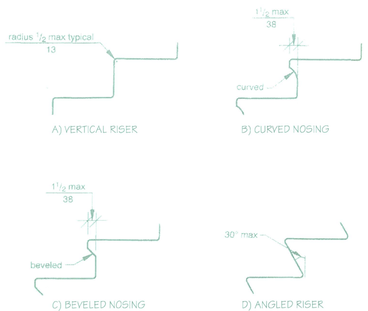

10 STAIR NOSINGS-ANSI 504.5

SCALE: 1 1/2"= 1'-0"

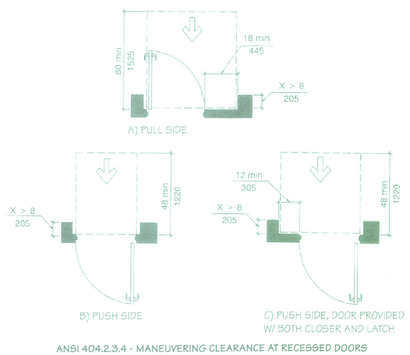

ANSI 404.2.3.4 - MANEUVERING CLEARANCE AT RECESSED DOORS

9 RECESSED DOORS

SCALE: 1 1/2"= 1'-0"

NOTE: ALL SIGNAGE SHALL COMPLY WITH SECTION 703 SIGNS IN THE *ICC/ANSZ A1 17.1-2003*

703.3.12 FINISH AND CONTRAST. CHARACTERS AND THEIR BACKGROUND SHALL HAVE A NONGLARE FINISH. CHARACTERS SHALL CONTRAST WITH THEIR BACKGROUND WITH EITHER LIGHT CHARACTERS ON A DARK BACKGROUND, OR DARK CHARACTERS ON A LIGHT BACKGROUND.

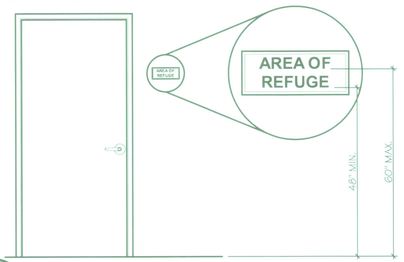

8 DOOR SIGNAGE

SCALE: 1/2" = 1'-0"

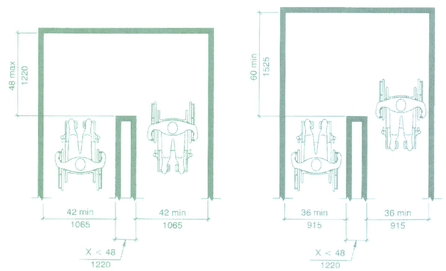

7 ACCESSIBLE ROUTE-ANSI 403.5.1

SCALE: 1 1/2"= 1'-0"

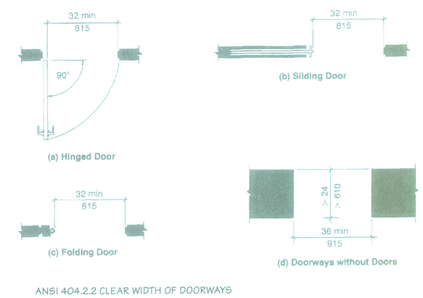

6 DOORWAY WIDTH-ANSI 404.2.2

SCALE: 1 1/2"= 1'-0"

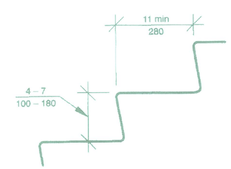

ANSI 504.2 -TREADS AND RISERS FOR ACCESSIBLE STAIRWAYS

NOTE: ALL STEPS ON A FLIGHT OF STAIRS SHALL HAVE UNIFORM RISER HEIGHT AND UNIFORM TREAD DEPTH. OPEN RISERS SHALL NOT BE PERMITTED. STAIR TREADS SHALL HAVE A SLOPE NOT STEEPER THAN 1:48.

5 TREADS AND RISERS-ANSI 504

SCALE: 1 1/2"= 1'-0"

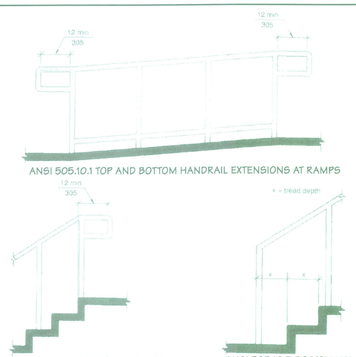

4 HANDRAILS EXTENSION-ANSI 505.10

SCALE: 1 1/2"= 1'-0"

ANSI 505.7.a HANDRAIL CROSS SECTION, CIRCULAR

ANSI 505.7.b HANDRAIL CROSS SECTION, NONCIRC.

ANSI 505.7.c HANDRAIL CROSS SECTION, NONCIRC.

NOTE: GRIPPING SURFACES SHALL BE CONTINOUS, WITHOUT INTERRUPTION BY NEWEL POSTS, OTHER CONSTR. ELEMENTS OR OBSTRUCTIONS PER ANSI 505.6

3 HANDRAILS-ANSI 505

SCALE: 1 1/2"= 1'-0"

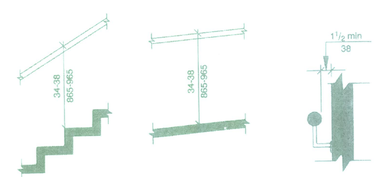

ANSI 505.4.a HANDRAIL HEIGHT @ STAIRS

ANSI 505.4.b HANDRAIL HEIGHT @ RAMPS

ANSI 505.5 HANDRAIL CLEARANCE

NOTE: HANDRAILS SHALL BE PROVIDED ON **BOTH SIDES** OF STAIRS AND RAMPS PER ANSI 505.2.
HANDRAILS SHALL BE CONTINOUS WITHIN THE FULL LENGTH OF EACH STAIR FLIGHT OR RAMP RUN PER ANSI 505.3

2 HANDRAILS-ANSI 505

SCALE: 1 1/2"= 1'-0"

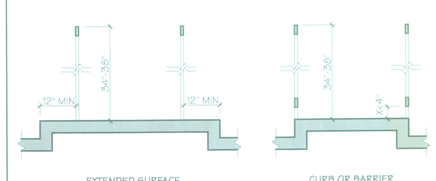

NOTE: RAMP RUNS WITH A RISE GREATER THAN 6" SHALL HAVE HANDRAILS COMPLYING WITH SECTION 505.
EDGE PROTECTION COMPLYING WITH SECTION 405.9.1 OR 405.9.2 SHALL BE PROVIDED

1 RAMP HANDRAILS-ANSI 405.9

SCALE: 1/2" = 1'-0"

REVISION

Architecture & Planning
rma
Richard Mayer Associates, P.S. Inc.
1030 4th Ave. N.E.
Seattle, WA 98105
(206) 440-0301 FAX 302-4381

RAM NIWAS CHURCH

4511 S.360th ST.
AUBURN, WA 98001

DAVID B. MAIR
LICENSED ARCHITECT
STATE OF WASHINGTON

Project #:	1-1012
Principal Architects:	DAVE MAIR
Project Manager:	JLL
Permit Submittal:	20 OCT 10
Permit Corrections:	14 JAN 11
Permit Corrections:	8 AUG 11

FHA DETAILS

A 4.03

Sheet No.

Sheet 1 of 14

www.rma-arch.com