INTERIOR WALL ASSEMBLY

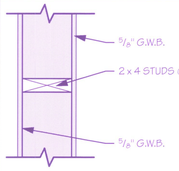

RATING	
FIRE	1-HOUR (GA 3514)
MODIFIERS:	
W-1a	USE 2 x 6 STUDS IN LIEU OF 2 x 4 STUDS.

NOTE: SEE STRUCTURAL FOR SHEAR WALL REQUIREMENTS

ONE LAYER 5/8" GYPSUM WALLBOARD OR GYPSUM VENEER BASE APPLIED PARALLEL OR AT RIGHT ANGLES TO EACH SIDE OF 2 x 4 WOOD STUDS 16" O.C. WITH 1 1/4" TYPE W DRYWALL SCREWS 12" O.C.

JOINTS STAGGERED 16" ON OPPOSITE SIDES. **(LOAD BEARING)**

NOTE: VERIFY EXISTING WALLS MEET 1-HOUR CONSTRUCTION & ALL PENETRATIONS ARE PROPERLY SEALED TO MAINTAIN FIRE RATING

EXTERIOR WALL ASSEMBLY

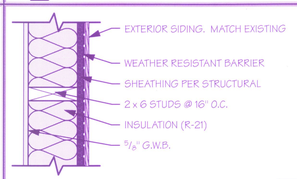

RATING	
FIRE	NONE
MODIFIERS:	

NOTE: SEE STRUCTURAL FOR SHEAR WALL REQUIREMENTS

EXTERIOR SIDE: EXTERIOR SHEATHING PER STRUCTURAL. WEATHER RESISTANT BARRIER INSTALLED PER MANUFACTURER'S INSTRUCTIONS. EXTERIOR SIDING APPLIED PER MANUFACTURER'S INSTRUCTIONS.
INTERIOR SIDE: ONE LAYER 5/8" GYPSUM WALLBOARD.

INTERIOR WALL ASSEMBLY

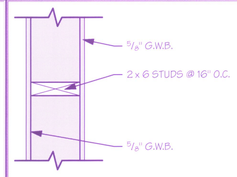

RATING	
FIRE	NONE
MODIFIERS:	
W-3a	USE 2 x 4 STUDS IN LIEU OF 2 x 6 STUDS.

NOTE: SEE STRUCTURAL FOR SHEAR WALL REQUIREMENTS

ONE LAYER 5/8" GYPSUM WALLBOARD ON EITHER SIDE OF STUDS.

WOOD FRAMED FLOOR ASSEMBLY

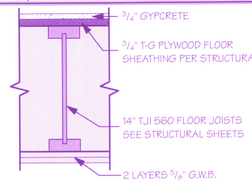

RATING	
FIRE	1-HOUR (GA FC 5407)
MODIFIERS:	

BASE LAYER 5/8" TYPE X GYPSUM WALLBOARD APPLIED AT RIGHT ANGLES TO MINIMUM 9 1/2" DEEP WOOD I-JOISTS, WITH MINIMUM 1 1/8" DEEP X 1 1/2" WIDE FLANGES AND MINIMUM 3/8" WEBS, 24" O.C.WITH 1 5/8" TYPE W OR S DRYWALL SCREWS 12" O.C.
FACE LAYER 1/2" TYPE X GYPSUM WALLBOARD APPLIED AT RIGHT ANGLES TO I-JOISTS WITH 2" TYPE W OR S DRYWALL SCREWS 12" O.C. AT INTERMEDIATE I-JOISTS, 8" O.C. AT END JOINTS, AND 1 1/2" TYPE G DRYWALL SCREWS 8" O.C. PLACED 6" BACK ON EITHER SIDE OF END JOINTS. JOINTS OFFSET 24" FROM BASE LAYER JOINTS. WOOD I-JOISTS SUPPORTING 3/4" PLYWOOD WITH LONG EDGES T&G APPLIED AT RIGHT ANGLES TO I-JOISTS WITH 8d COMMON NAILS. 3/4" LIGHTWEIGHT CONCRETE POURED OVER PLYWOOD.

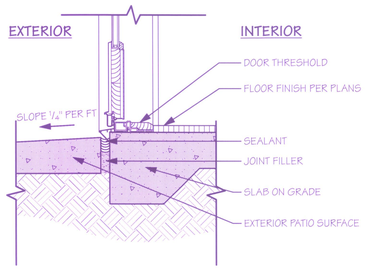

10 DOOR THRESHOLD @ EXTERIOR
SCALE: 1 1/2"= 1'-0"

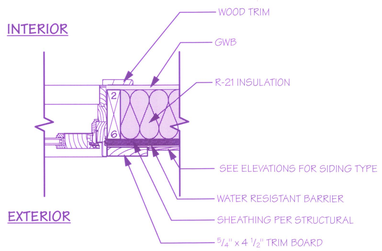

9 DOOR JAMB
SCALE: 1 1/2"= 1'-0"

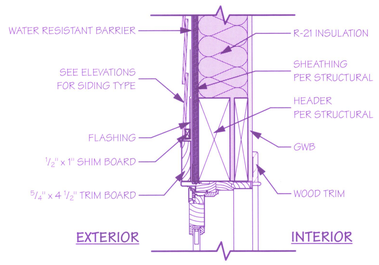

8 DOOR HEAD
SCALE: 1 1/2"= 1'-0"

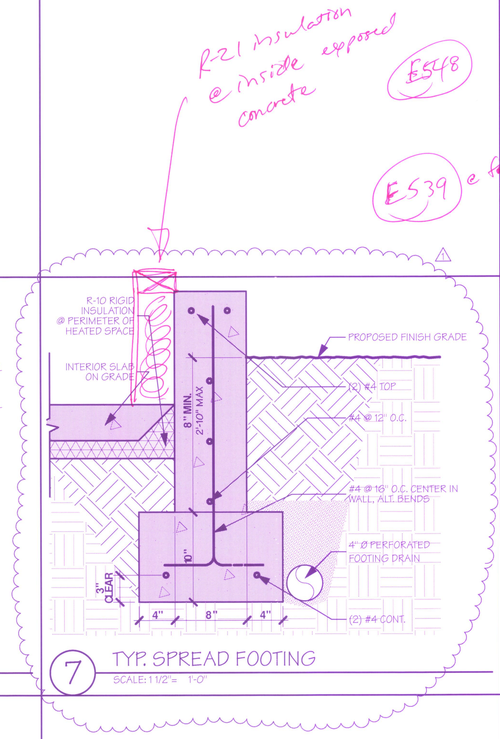

7 TYP. SPREAD FOOTING
SCALE: 1 1/2"= 1'-0"

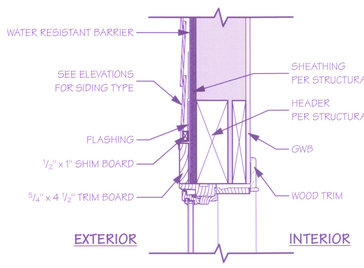

5 WINDOW HEAD
SCALE: 1 1/2"= 1'-0"

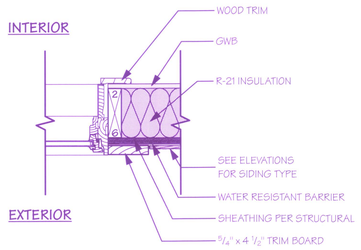

4 WINDOW JAMB
SCALE: 1 1/2"= 1'-0"

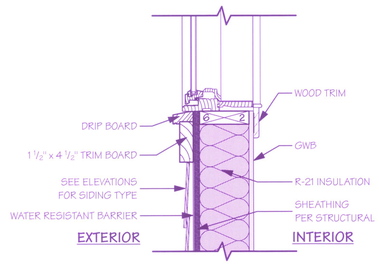

3 WINDOW SILL
SCALE: 1 1/2"= 1'-0"

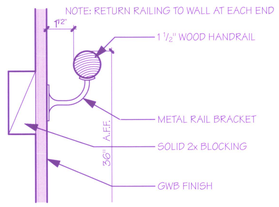

2 INTERIOR HANDRAIL
SCALE: 3" = 1'-0"

REVISION

Architecture & Planning
rma
Rutledge Maul Architects, P.S. Inc.
19330 47th Ave. N.E.
Seattle, WA 98155
(206) 440-0330 FAX 362-4381

RAM NIWAS CHURCH

4511 S.360th ST.
AUBURN, WA 98001

5727 REGISTERED ARCHITECT
DAVID B. MAUL
STATE OF WASHINGTON

Project #:	1-1012
Principal Architect:	DAVE MAUL
Project Manager:	JLL
Permit Submittal:	20 OCT 10
Permit Corrections:	14 JAN 11
1 Permit Corrections:	8 AUG 11

DETAILS
A 4.00
Sheet No.
Sheet 11 of 14
Print Date: 8/5/2011