PORTION OF THE S.E. 1/4, S.E. 1/4, SECTION 4, TOWNSHIP 23 NORTH, RANGE 5 EAST, W.M.

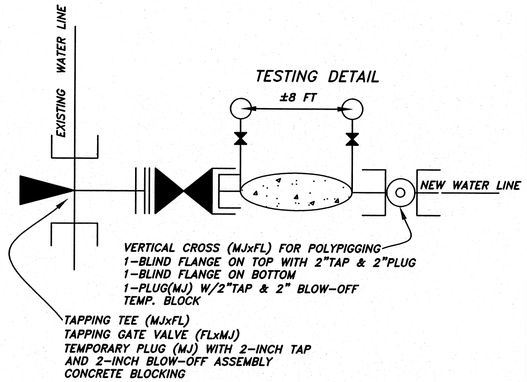

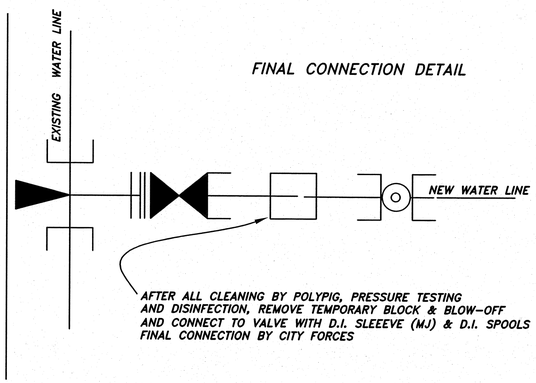

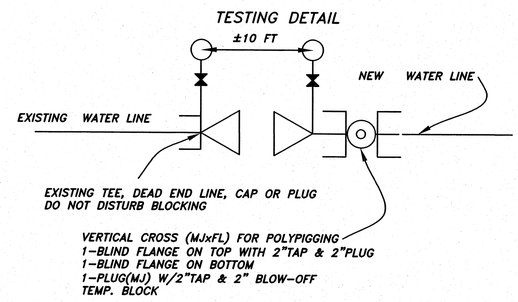

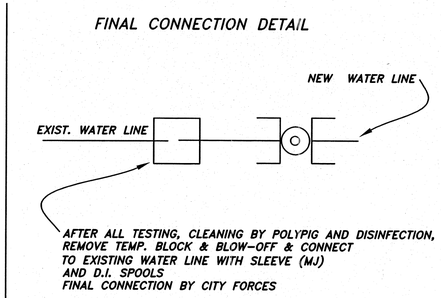

NOTES:
1. TAPPING TEES SHALL BE MADE OF CAST IRON, DUCTILE IRON OR EPOXY-COATED STEEL. BOLTS AND NUTS SHALL BE COR-TEH. ALL TEES AND VALVES SHALL BE WATER TESTED BEFORE TAP.
2. NO SIZE ON SIZE TAPS ON CAST-IRON WATER LINES. TAP SHALL BE AT LEAST 2" SMALLER DIAMETER THAN THE EXISTING MAIN.
3. NO WET TAP ON ASBESTOS CEMENT LINE OR STEEL LINE.
4. WET-TAPPING OF EXISTING CITY OF RENTON WATER MAINS WILL BE DONE BY SPEER TAPS, INC., U.S. FILTER, SUPERIOR TAPPING INC, OR WESTERN UTILITIES SUPPLY CO., INC.
5. CONTRACTOR SHALL POTHOLE AND VERIFY THE HORIZONTAL AND VERTICAL ALIGNMENT OF EXISTING LINE OR STUB AND SHALLL START LAYING THE NEW LINE AT TEH SAME HORIZONTAL AND VERTICAL ALIGNMENT OF THE EXISTING STUB.
6. CITY FORCES WILL PERFORM THE FINAL CONNECTION FROM THE WATER LINE TO THE TAPPING VALVE WITH D.I. SLEEVE AND D.I. SPOOL

WET-TAP EXISTING WATER MAIN CONNECTION DETAIL

N.T.S.
STA. 8+38.80, 21.0' L, NE SUNSET BLVD. NE
CITY OF RENTON DWG. NAME: BRX7 SP PAGE: B115

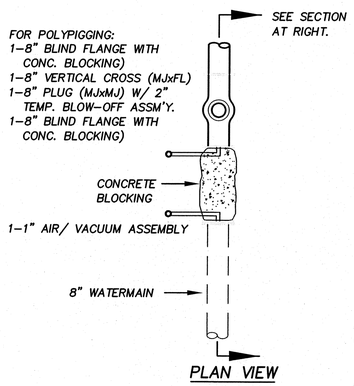

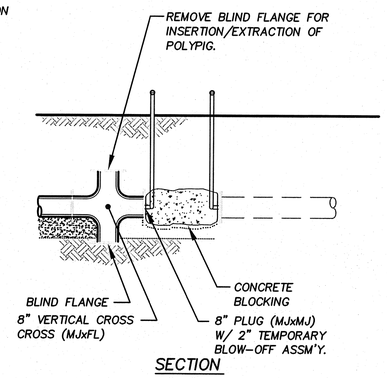

BEFORE POLYPIGGING, PRESSURE & PURITY TEST

NOTES:

CONTRACTOR SHALL POTHOLE AND VERIFY THE HORIZONTAL AND VERTICAL ALIGNMENT OF EXISTING LINE OR STUB AND SHALL START LAYING THE NEW LINE AT THE SAME HORIZONTAL AND VERTICAL ALIGNMENT OF THE EXISTING STUB.

CITY FORCES WILL PERFORM THE FINAL CONNECTION FROM THE NEW LINE TO THE EXISTING STUB WITH D.I. SLEEVE AND D.I. SPOOL.

CONNECTION TO EXISTING STUB OR DEAD-END LINE

N.T.S.
STA. 0+54.59, 13.32' L, REDMOND AVE NE
CITY OF RENTON DWG. NAME: B116 SP PAGE: B116

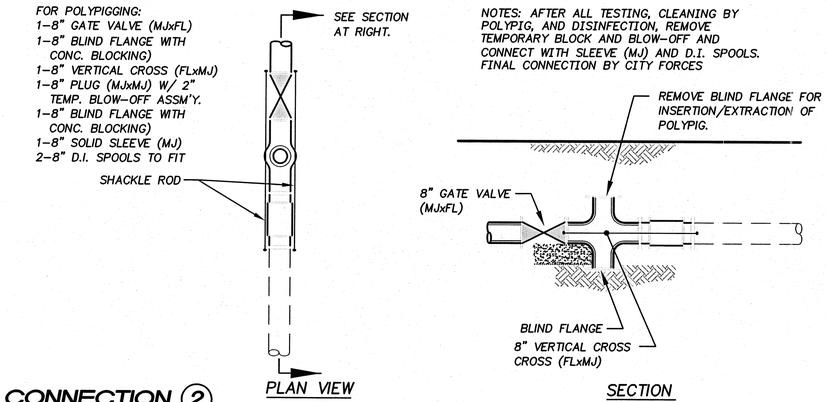

AFTER POLYPIGGING, PRESSURE & PURITY TEST

W-337206

TYPE 2 - DEAD END CONNECTION (2)

N.T.S.
STA. 0+54.59, 13.32' L, REDMOND AVE NE
CITY OF RENTON DWG. NAME: B116 SP PAGE: B116

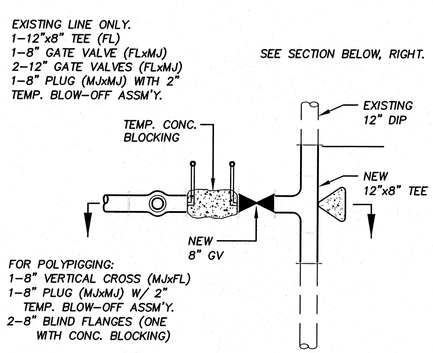

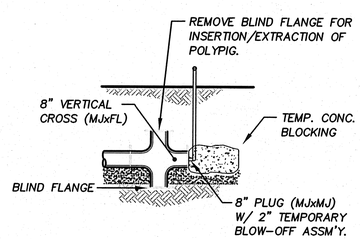

BEFORE POLYPIGGING, PRESSURE & PURITY TEST

TYPE 1 - "TEE" CONNECTION (1)

N.T.S.
STA. 8+38.80, 21.0' L, NE SUNSET BLVD. NE
CITY OF RENTON DWG. NAME: BRX7 SP PAGE: B115

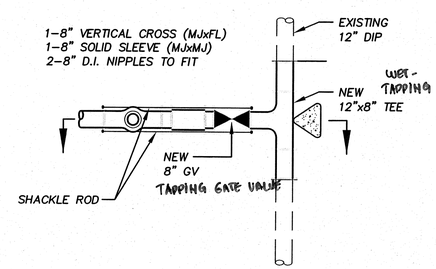

AFTER POLYPIGGING, PRESSURE & PURITY TEST

NOTE: AFTER POLYPIGGING, PRESSURE AND PURITY TESTS, REMOVE TEMPORARY BLOCKING, BLOW-OFF ASSEMBLIES AND PLUGS.

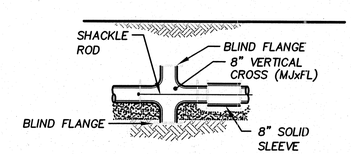

CHECKED FOR COMPLIANCE TO CITY STANDARDS	RECOMMENDED FOR APPROVAL
Date	BY:
Date	BY:
Date	

NO.	REVISION	BY	DATE	APPR
2	PER CITY OF RENTON COMMENTS	JGC	08-21-07	LEL

SURVEYED: | DESIGNED: LEL | DRAWN: VK | CHECKED: GAD | APPROVED: | SCALE: NONE | ONE INCH AT FULL SCALE IF NOT ONE INCH SCALE ACCORDINGLY

VERTICAL DATUM: NAVD 1929 HORIZONTAL DATUM: NAD 1927 | DATUM

CITY OF RENTON

REEDSHAW PLAT
WATER DETAILS

DATE: | FILEBOOK: | PAGE: | DRAWING NO.: C26 | SHEET 26 OF 28

FILENAME: | PLOT DATE: | PLOT SCALE: | PAPER SPACE: | STA: | CD: | VISE:

Pacific Engineering Design, LLC
Civil Engineering and Planning Consultants
15445 53RD AVE. S.
SEATTLE, WA 98188
PHONE: (206) 431-7970
FAX: (206) 388-1648
WEB SITE: PACENG.COM

GREG A. DONNELLY, STATE OF WASHINGTON, REGISTERED PROFESSIONAL ENGINEER, 10/30/07
EXPIRES: MAY 6, 2009

REEDSHAW PLAT
RENTON, WA
FOR: MASTRO PROPERTIES
510 RAINIER AVENUE SOUTH
SEATTLE, WA. 98144
PHONE (206) 276-7124 FAX: (253) 735-4689

PROJECT NO.:	06085
DRAWN BY:	VK/ENM
ISSUE DATE:	12/05/06
SHEET REV.:	10/30/07

WATER DETAILS

06085DT04-C26.DWG

C26
SHEET 26 OF 28

CD.W-337206